

Modbus Gateway – Network connection of Modbus RTU fieldbus components



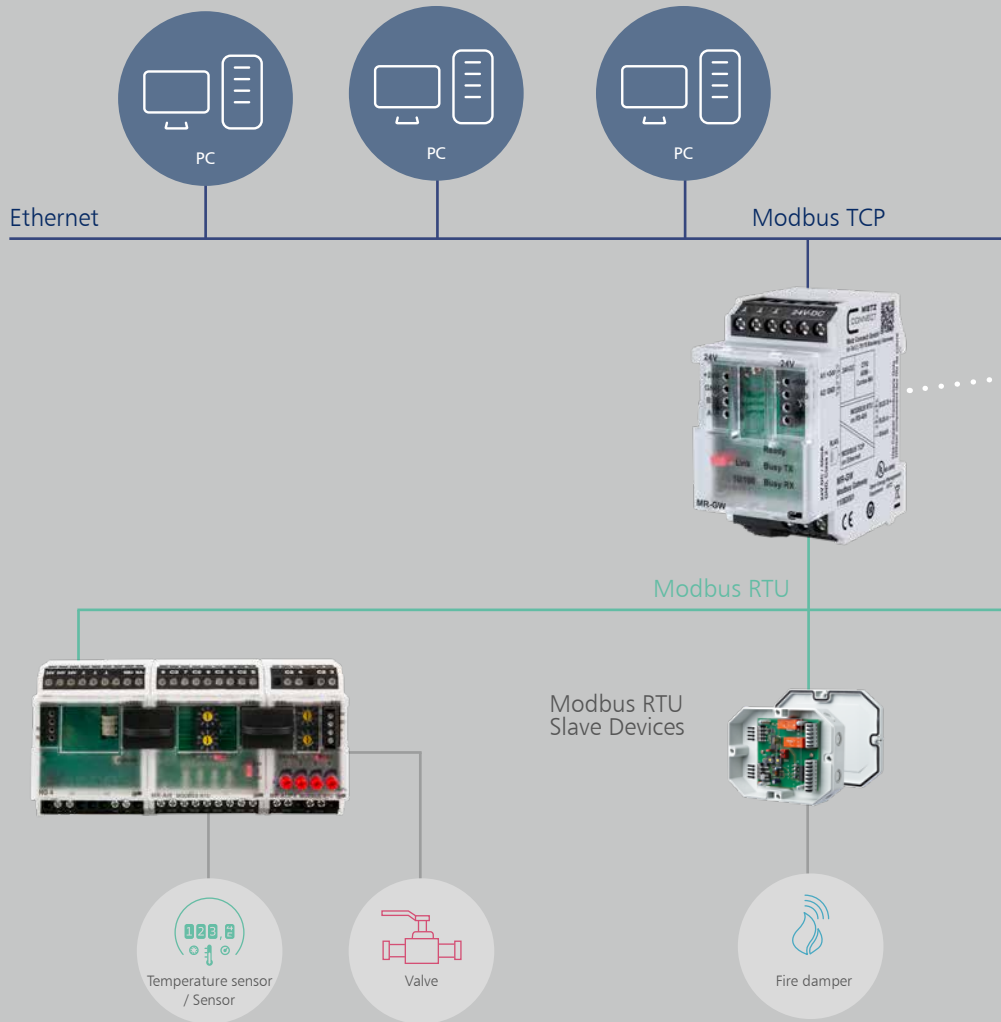
Modbus Gateway

With the METZ CONNECT Modbus Gateway MR-GW, Modbus RTU devices are connected to a Modbus TCP network. Up to 32 Modbus RTU Slaves can be connected to the gateway so that Modbus TCP clients can communicate with one or more Modbus RTU Slaves via this gateway.

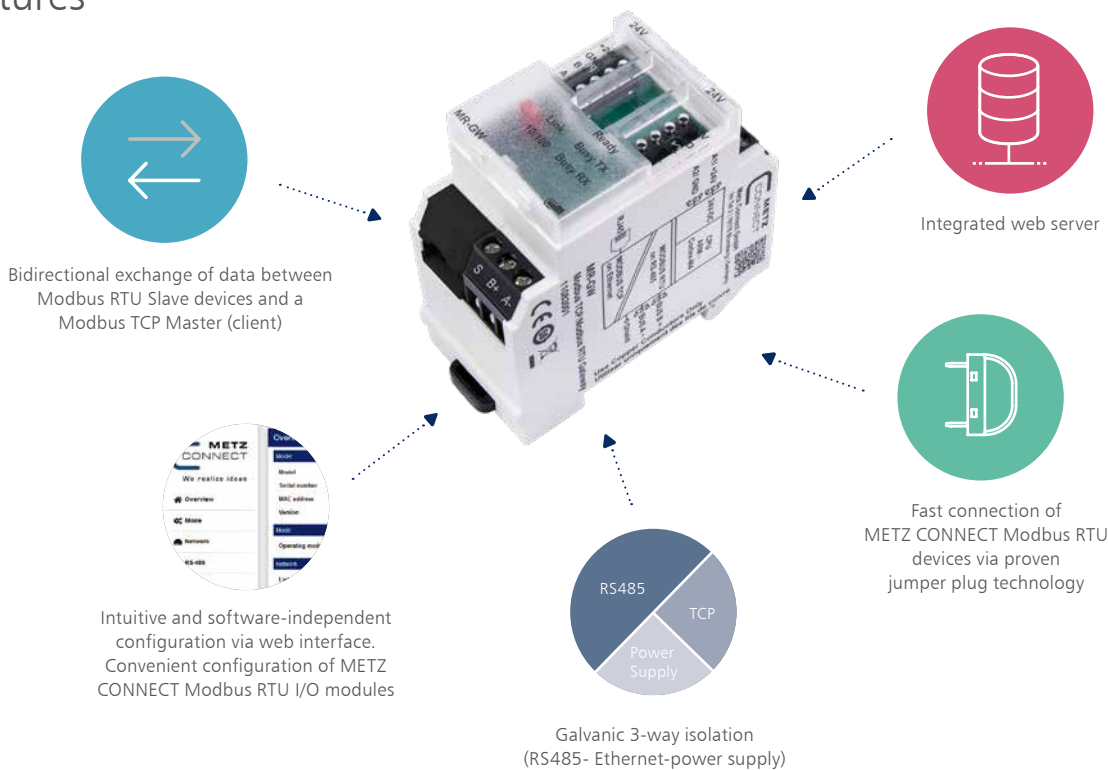
The gateway enables a bidirectional exchange of data between Modbus RTU fieldbus devices and a Modbus TCP master (client). The MR-GW can be operated in two modes. Either as a transparent gateway in Modbus RTU over TCP operating mode or as a protocol converter (Modbus TCP operating mode).

The Modbus Gateway is accessible via the integrated web server in an IP network. The configuration of the device and the parameter setting of the two interfaces (Ethernet / RS485) is done via the user-friendly web interface. In addition, the gateway for all METZ CONNECT Modbus RTU I/O devices of the MR series has templates for convenient configuration and operation of the modules.

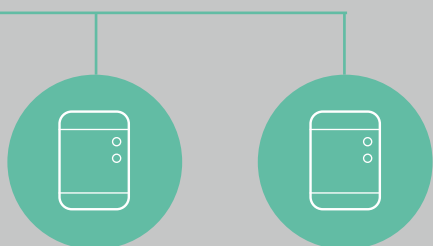
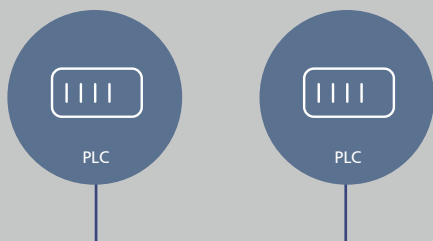
System overview



Features



Modbus TCP Master Devices



Modbus RTU Slave Devices

**METZ
CONNECT**

We realize ideas

- Overview
- Mode
- Network
- RS-485
- Security
- Monitoring
- Discovery
- Service
- Logout

English

Overview	
Model	
Model	MR-TCP_Gateway
Serial number	123456
MAC address	01:02:03:04:05:06
Version	1.1
Mode	
Operating mode	Modbus TCP
Network	
Link	100MBit Full Duplex
DHCP	On
Host Name	MR123
IP Address	192.168.1.254
IP Mask	255.255.255.0
Gateway IP	192.168.1.1
RS-485	
Baud Rate	19200
Parity Bit	Even
Stop bits	1
Terminator	Connected
Modbus Timeout	10 ms
Security	
Password	Set
Allowed Subnet IP	0.0.0.0

Ordering information

ACCESSORIES NETWORK COMPONENTS

P/N	11083001	1108300170	110561	11056170	110195	1308450577-E	130B117003-E	130E405032-E
Type	MR-GW	MR-F-GW	NG-4	NG4-F	EDS-205	RJ45 patch cord	REGplus IP20 C6A modul 180°M	C6A RJ45 field plug pro
Description	Modbus RTU / Modbus TCP Gateway	Modbus RTU / Modbus TCP Gateway	Power supply 24 V DC	Power supply 24 V DC	5-port switch with 10/100 BaseT(X) RJ45	Patch cords Cat.6A AWG 26 0.5 m yellow	RJ45 connection unit for mounting on support rail	RJ45 plug for field assembly

Further network components can be found on our website www.metz-connect.com or in our product overview "connection technology for devices, electric cabinets and systems".



Simple configuration



Intuitive menu navigation and operation via smartphone, tablet or notebook by responsive design



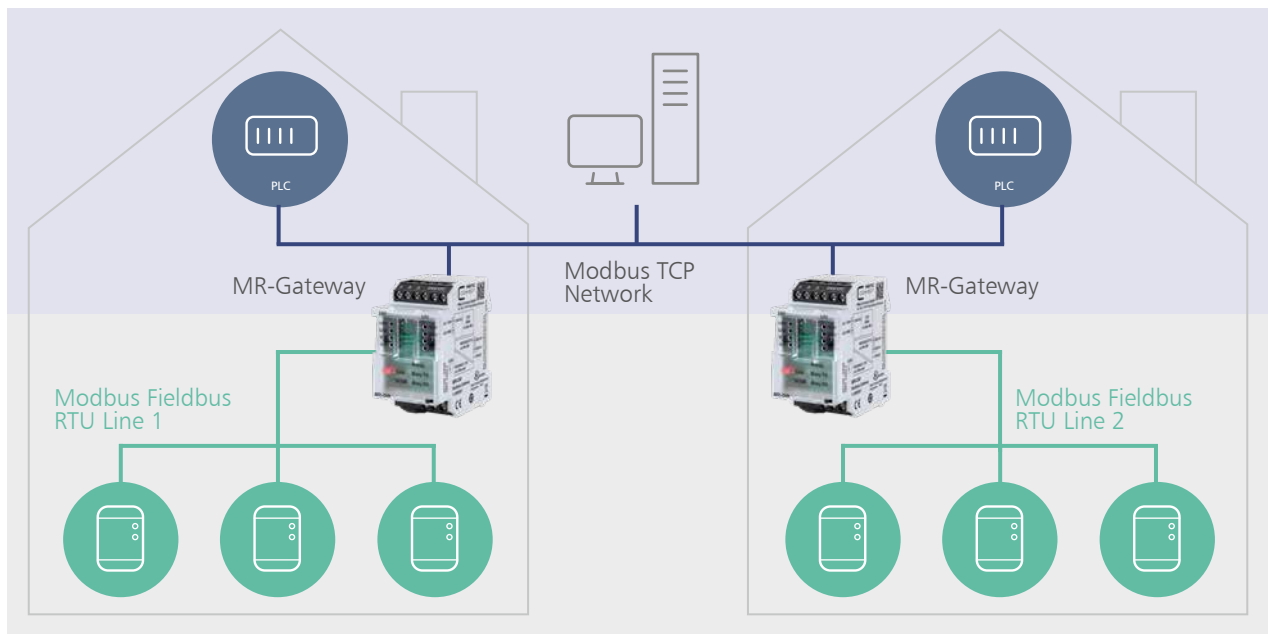
Status monitoring of TCP and RS485 communication



Simple device search of METZ CONNECT Modbus RTU devices on the RS485 bus

Example of use

Interconnection of 2 Modbus RTU lines in an IP network



Your benefits

- > connection of max. 32 Modbus RTU Slaves per line
- > simple integration of Modbus RTU Slaves into a Modbus TCP Network
- > Ethernet available throughout the building
- > no limitation to cable lengths
- > reliable and fast communication between automation and field devices
- > independent of technology and manufacturer



Modbus RTU I/O Fieldbus module

				
<p>MR-DI4 MR-F-DI4</p>	<p>MR-DI10 MR-F-DI10</p>	<p>MR-SI4 MR-F-SI4</p>	<p>MR-AI8 MR-F-AI8</p>	<p>MR-CI4 MR-F-CI4</p>
<p>▼ 1108341319 ▢ 110834131970</p>	<p>▼ 1108311319 ▢ 110831131970</p>	<p>▼ 11083913 ▢ 1108391370</p>	<p>▼ 11083213 ▢ 1108321370</p>	<p>▼ 1108401332 ▢ 110840133270</p>
<p>4 digital inputs</p>	<p>10 digital inputs</p>	<p>4 SO inputs</p>	<p>8 configurable temperature or voltage inputs</p>	<p>4 current inputs 0-20 mA, 4 voltage inputs 0-10 V</p>
				
<p>MR-DO4 MR-F-DO4</p>	<p>MR-DOA4 MR-F-DOA4</p>	<p>MR-TO4 MR-F-TO4</p>	<p>MR-AOP4 MR-F-AOP4</p>	<p>MR-AO4 MR-F-AO4</p>
<p>▼ 1108361321 ▢ 110836132170</p>	<p>▼ 110836132101 ▢ 11083613210170</p>	<p>▼ 11083013 ▢ 1108301370</p>	<p>▼ 1108371302 ▢ 110837130270</p>	<p>▼ 1108351302 ▢ 110835130270</p>
<p>4 relay outputs, manual control level</p>	<p>4 relay outputs</p>	<p>4 triac outputs, manual control level</p>	<p>4 voltage outputs 0-10 V, manual control level</p>	<p>4 voltage outputs 0-10 V DC</p>
				
<p>MR-DIO4/2 MR-F-DIO4/2</p>	<p>MR-DIO4/2S MR-F-DIO4/2S</p>	<p>MR-TP MR-F-TP</p>	<p>MR-SM3 MR-F-SM3</p>	<p>MR-LD6 MR-F-LD6</p>
<p>▼ 1108331326 ▢ 110833132670</p>	<p>▼ 110833132601 ▢ 11083313260170</p>	<p>▼ 11083813 ▢ 1108381370</p>	<p>▼ 11084113 ▢ 1108411370</p>	<p>▼ 11084413 ▢ 1108441370</p>
<p>4 digital inputs, 2 relay outputs, changeover contact, manual control level</p>	<p>4 digital inputs, 2 relay outputs, NO contact, manual control level</p>	<p>6 digital inputs, 2 two-stage relay outputs, manual control level</p>	<p>3 analog inputs (230 V) To capture three 230 Volt current circuits. Current, voltage and power can be measured and determined</p>	<p>6 analog inputs, 2 relay outputs For monitoring filling levels and leakages, as well as switching magnetic valves</p>
				
<p>MR-Multi I/O</p>	<p>MB-DIO 2/1-IP65 24 V</p>	<p>MB-DIO 4/2-IP65 24 V</p>	<p>MB-DIO 2/1-IP65 230 V</p>	<p>MB-DIO 4/2-IP65 230 V</p>
<p>P/N 11084313</p>	<p>P/N 1108111326IP</p>	<p>P/N 1108121326IP</p>	<p>P/N 1108110526IP</p>	<p>P/N 1108120526IP</p>
<p>> 4 digital outputs (Photo MOS) > 4 digital outputs (relays) > 11 digital inputs > 6 universal inputs (temperature/voltage) > 1 analog input (current) > 2 analog outputs (voltage) > 1 SO input</p>	<p>2 digital inputs, 1 relay outputs, changeover contact, manual operation level</p>	<p>4 digital inputs, 2 relay outputs, changeover contact, manual operation level</p>	<p>2 digital inputs, 1 relay outputs, changeover contact, manual operation level</p>	<p>4 digital inputs, 2 relay outputs, changeover contact, manual operation level</p>

METZ CONNECT GmbH

Im Tal 2
78176 Blumberg
Germany

Phone +49 7702 533-0
Fax +49 7702 533-189

info@metz-connect.com
www.metz-connect.com

METZ CONNECT USA Inc.

200 Tornillo Way
Tinton Falls, NJ 07712
USA

Phone +1-732-389-1300
Fax +1-732-389-9066

METZ CONNECT France SAS

28, Rue Schweighaeuser
67000 Strasbourg
France

Phone +33 3886 17073
Fax +33 3886 19473

METZ CONNECT AUSTRIA GmbH

c/o German chamber of commerce
in Austria

Schwarzenbergplatz 5, Top 3/1
1030 Vienna
Austria

Phone +43 1 227 12 64
Fax +43 1 227 12 66

METZ CONNECT Zhongshan Ltd.

Ping Chang Road
Ping Pu Industrial Park
Sanxiang Town
Zhongshan City, 528463
Guangdong Province
China

Phone +86 760 86365 055
Fax +86 760 86365 050

METZ CONNECT Asia Pacific Ltd.

Suite 1803, 18/F
Chinachem Hollywood Centre,
1 Hollywood Road, Central
Hong Kong

Phone +852 26 027 300
Fax +852 27 257 522

