


PCB terminal block - ZFKDSA 1,5-5,08-12 - 1905984

Please be informed that the data shown in this PDF Document is generated from our Online Catalog. Please find the complete data in the user's documentation. Our General Terms of Use for Downloads are valid (<http://phoenixcontact.com/download>)

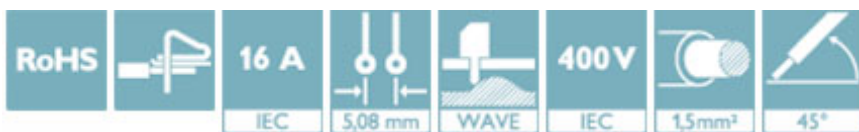
PCB terminal block, nominal current: 16 A, pitch: 5.08 mm, number of positions: 12, connection method: Spring-cage connection, mounting: Wave soldering, conductor/PCB connection direction: 45 °, color: green



The figure shows a 10-position version of the product

Your advantages

- ✓ Defined contact force ensures that contact remains stable over the long term
- ✓ Clamping space opened by means of fixed screwdriver enables convenient conductor connection
- ✓ Angled connection enables multi-row arrangement on the PCB
- ✓ The latching on the side enables various numbers of positions to be combined
- ✓ Two solder pins reduce the mechanical strain on the soldering spots



Key Commercial Data

Packing unit	10 pc
GTIN	
GTIN	4017918173791

Technical data

Dimensions

Length [l]	16.9 mm
Pitch	5.08 mm
Dimension a	55.88 mm
Width [w]	63.5 mm
Height	14.2 mm
Height [h]	17.7 mm
Solder pin [P]	3.5 mm
Pin spacing	5.08 mm
Hole diameter	1.3 mm

General

PCB terminal block - ZFKDSA 1,5-5,08-12 - 1905984

Technical data

General

Range of articles	ZFKDS(A) 1,5
Insulating material group	I
Rated surge voltage (III/3)	4 kV
Rated surge voltage (III/2)	4 kV
Rated surge voltage (II/2)	4 kV
Rated voltage (III/3)	250 V
Rated voltage (III/2)	400 V
Rated voltage (II/2)	630 V
Connection in acc. with standard	EN-VDE
Nominal current I _N	16 A
Nominal cross section	1.5 mm ²
Maximum load current	16 A
Insulating material	PA
Contact material	Sn
Flammability rating according to UL 94	V0
Stripping length	7.5 mm
Number of positions	12

Connection data

Conductor cross section AWG min.	24
Conductor cross section AWG max.	14

Standards and Regulations

Connection in acc. with standard	EN-VDE
	CSA
Flammability rating according to UL 94	V0

Environmental Product Compliance

China RoHS	Environmentally friendly use period: unlimited = EFUP-e
	No hazardous substances above threshold values

Approvals

Approvals

Approvals


CSA / CCA / KEMA-KEUR / IECCE CB Scheme / EAC / cULus Recognized

Ex Approvals


PCB terminal block - ZFKDSA 1,5-5,08-12 - 1905984


Approvals


Approval details


CSA		http://www.csagroup.org/services-industries/product-listing/	13631
	B	D	
Nominal voltage UN	300 V	300 V	
Nominal current IN	10 A	10 A	
mm ² /AWG/kcmil	28-12	28-12	

CCA	NTR NL-7074
Nominal voltage UN	250 V
mm ² /AWG/kcmil	1.5

KEMA-KEUR		http://www.dekra-certification.com	2160724.01
Nominal voltage UN	250 V		
mm ² /AWG/kcmil	1.5		

IECEE CB Scheme		http://www.iecee.org/	NL-25836
Nominal voltage UN	250 V		
mm ² /AWG/kcmil	1.5		

EAC		B.01742
-----	---	---------

cULus Recognized		http://database.ul.com/cgi-bin/XYV/template/LISEXT/1FRAME/index.htm	E60425-19941110
	B	D	
Nominal voltage UN	250 V	300 V	
Nominal current IN	10 A	10 A	
mm ² /AWG/kcmil	26-12	26-12	

Phoenix Contact 2019 © - all rights reserved
<http://www.phoenixcontact.com>

PHOENIX CONTACT GmbH & Co. KG
Flachmarktstr. 8
32825 Blomberg
Germany
Tel. +49 5235 300
Fax +49 5235 3 41200
<http://www.phoenixcontact.com>