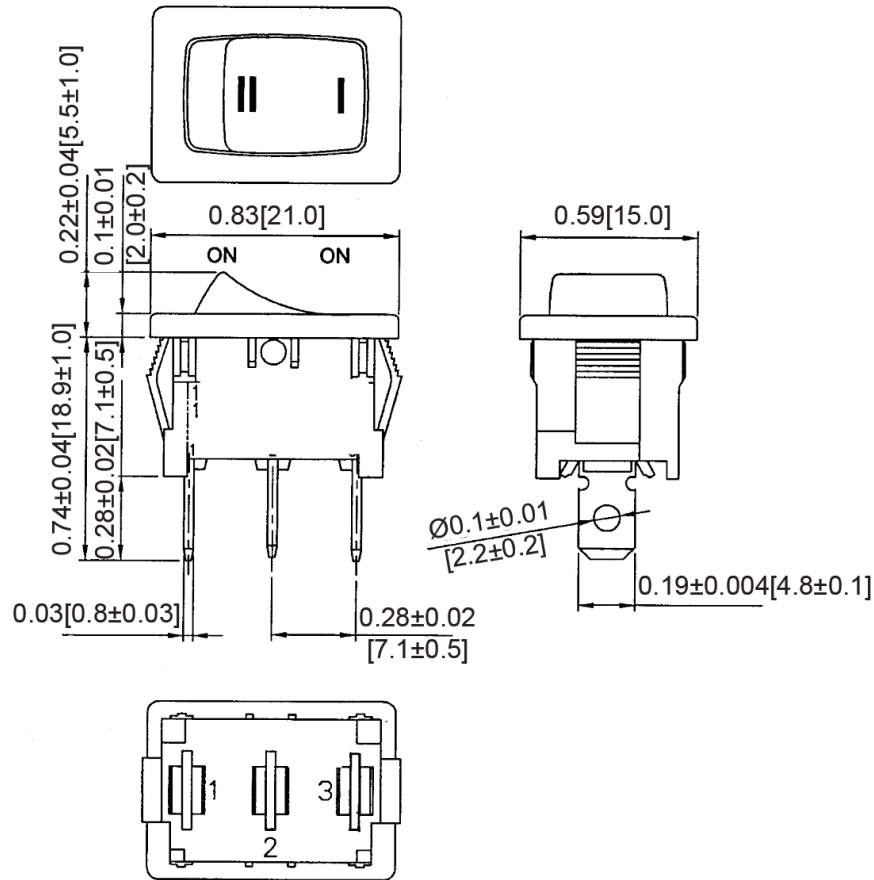
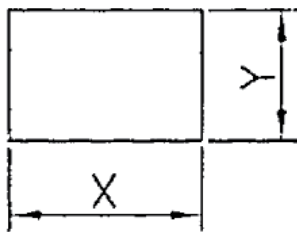


Mechanical Dimensions: Inches [mm]

Tolerances ± 0.012 [0.3] Unless Otherwise Specified



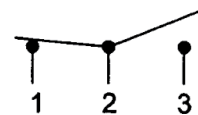
Mounting Hole



Thickness	X	Y
0.03~0.05 [0.75~1.25]	0.75 [19.2-0.1]	0.51 [13.0+0.1]
0.05~0.1 [1.25-2.0]	0.76 [19.4-0.1]	0.51 [13.0+0.1]
0.1~0.12 [2.0~3.0]	0.77 [19.8-0.1]	0.51 [13.0+0.1]

Circuit Diagram

3P SPDT ON-ON



Electrical Specifications

Rating 16(4)A 125/250V AC 16A 125V AC 1/3HP, 10(4)A 250V AC 10A 250V AC 1/2HP

Contact Resistance 50m ohm Max

Insulation Resistance DC 500V 100M ohm Min

Dielectric Strength AC 1500V 1 minute

Operation Temperature -25°C~85°C

Material Specifications

Frame Black, Nylon 66

Actuator Black, Nylon 66

Terminal Silverplated, copperalloy

Rev	Date of issue	Revision Notes	Designed	Approved
B	06-08-2021	Initial Drawing	RC	OF