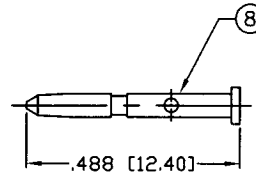
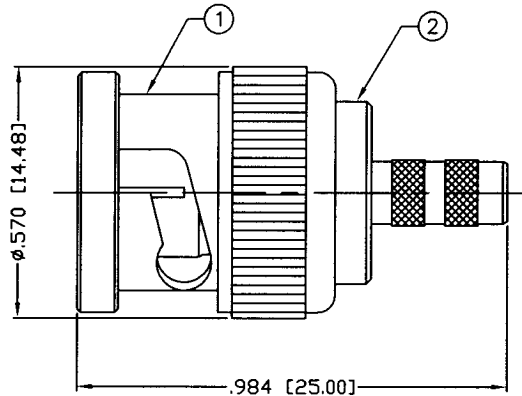


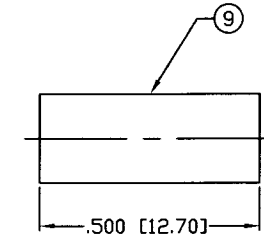
THIS DRAWING CONTAINS INFORMATION PROPRIETARY TO RF INDUSTRIES.  
 ANY UNAUTHORIZED USE OF THIS DRAWING IS EXPRESSLY PROHIBITED  
 WITHOUT WRITTEN PERMISSION FROM RF INDUSTRIES.  
 ANY VIOLATION IS PUNISHABLE UNDER U.S. COPYRIGHT LAWS.

ALL DIMENSIONS ARE REFERENCE ONLY

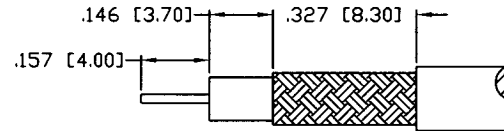
PART NO.		<b>RFB-1707-J</b>		
REV	DESCRIPTION	DWN	DATE	APPROVED
-	ENGINEERING RELEASE	GGG	9/8/00	JDMc



RECOMMENDED CRIMP DIE: .042"



RECOMMENDED CRIMP DIE: .178"  
 OR USE RFA-4005-07 (.184"~.042")



RECOMMENDED  
 STRIPPING DIMENSIONS

**SPECIFICATIONS:**

IMPEDANCE: 75 Ohms  
 FREQUENCY RANGE: 0-2 GHz  
 WORKING VOLTAGE: 500 V rms @ sea level  
 TEMPERATURE RANGE: -65°C TO 85°C  
 INSULATION RESISTANCE: 5k M Ohms min.  
 FOR Belden 1164A, 1164B, 1167B, 1263A, 1406B, 1407B, 1417B, 1818B, 1865A, 8218;  
 CommScope 7537, 753603, 753604, 753605, Raychemm EPD 0810

1	SHELL	1	BRASS	NICKEL, 100μ"	008974	
2	BODY	1	BRASS	NICKEL, 100μ"		
3	INSULATOR	1	PTFE	----		
4	GASKET	1	RUBBER	----		
5	RETAINING RING	1	BRASS	NICKEL, 100μ"		
6	SPRING	1	SK5	NICKEL, 200μ"		
7	WASHER	1	BRASS	NICKEL, 100μ"		
8	PIN	1	BRASS	GOLD, 3μ"		
9	FERRULE	1	BRASS	NICKEL, 100μ"		
10					DRAWN	
11					G. GALLEGOS	
12					CHECKED	
13					3/27/02	
14					ORJ DRAWN	
					G. GALLEGOS	
					3/27/02	
#	DESCRIPTION	QTY	MATRL	FINISH	APPROVALS	DATE

UNLESS OTHERWISE SPECIFIED:  
 1. REMOVE ALL BURRS  
 2. BREAK ALL CORNERS & EDGES .005 R. MAX.  
 3. CHAMFER 1ST & LAST THREADS 45°  
 4. SURFACE ROUGHNESS 63 FINISH MIL-STD-10  
 5. DIAMETERS ON COMMON CENTERS TO BE CONCENTRIC WITHIN .002 T.I.R.  
 6. ALL DIMENSIONS ARE AFTER PLATING.

DIMENSIONS ARE IN INCHES AND [MILLIMETERS]  
 UNLESS OTHERWISE NOTED TOLERANCES ARE:  
 DECIMALS      DIAMETER  
 .xxx±.003 [.08]      .xxx±.001 [.03]  
 .xx±.005 [.13]      .xx±.003 [.08]

**RF connectors**  
 DIVISION OF RF INDUSTRIES, LTD.  
 7610 MIRAMAR RD  
 SAN DIEGO, CA 92126  
 (858) 549-6340  
 (858) 549-6345 FAX

**BNC PLUG CRIMP**

SIZE	CABLE GROUP	DWG NO.	REV
A	J	RFB-1707-J	-
SCALE:	NTS	CAD FILE	OUTLINE
SHEET 1 OF 1			