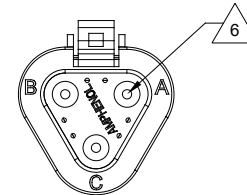
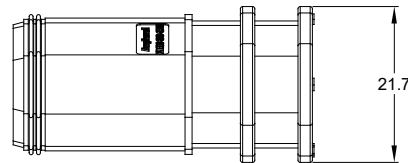
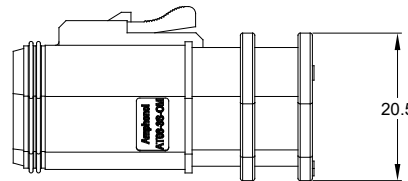
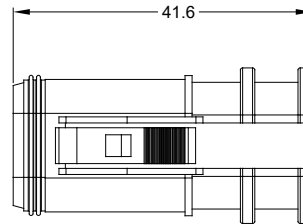
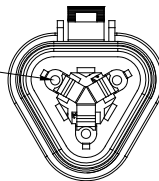


| REVISIONS |     |                                   |         |     |      |
|-----------|-----|-----------------------------------|---------|-----|------|
| REV       | ECO | DESCRIPTION                       | DATE    | BY  | APPR |
| A1        | -   | RELEASE                           | 5JUL17  | JAH | -    |
| A2        | -   | ADDED REDUCED DIAMETER SEAL P/N/S | 28JAN18 | JAH |      |
| A3        | -   | REVISED TITLE                     | 14JUN19 | JAH |      |



REQUIRES CONTACT RETENTION WEDGE AW3S



NOTES: UNLESS OTHERWISE SPECIFIED

- MATERIAL:  
HOUSING: PA66 GF15  
SEAL: SILICONE RUBBER
- MODIFICATIONS: FOR OVER MOLDING
- SPECIFICATIONS:  
3.1 CURRENT RATING: 13 AMPS  
3.2 OPERATING TEMPERATURE: -55°C TO +125°C  
3.3 DIELECTRIC WITHSTANDING VOLTAGE: LESS THAN 2 MILLIAMPS CURRENT LEAKAGE @ 1500 VOLTS AC.  
3.4 INSULATION RESISTANCE: 1000 MEGOHMS MIN @ 25°C.  
3.5 MOISTURE RESISTANCE: IP67 ( MATED CONDITION )  
3.6 MATING CYCLE DURABILITY: 100 CYCLES  
3.7 RoHS COMPLIANT
- MATING PART: AT04-3P\* RECEPTACLE  
(\* = MODIFICATIONS AND COLORS )
- ALL DIMENSIONS ARE FOR REFERENCE USE ONLY.

△ CONTACT SIZE AND REAR SEAL WIRE RANGE:

STANDARD SEAL

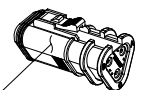
| CONTACT SIZE | MIN. INSUL O.D.   | MAX. INSUL O.D.   | TYPICAL WIRE RANGE |
|--------------|-------------------|-------------------|--------------------|
| 16           | 2.24 mm (.088 in) | 3.68 mm (.145 in) | 14 - 20 AWG        |

REDUCED DIAMETER SEAL

| CONTACT SIZE | MIN. INSUL O.D.   | MAX. INSUL O.D.   | TYPICAL WIRE RANGE |
|--------------|-------------------|-------------------|--------------------|
| 16           | 1.35 mm (.053 in) | 3.05 mm (.120 in) | 14 - 20 AWG        |

| PART NUMBER CHART |                 |                 |
|-------------------|-----------------|-----------------|
| COLOR             | P/N W/ STD SEAL | P/N W/ RD SEAL  |
| GREY              | AT06-3S-OMGRY   | AT06-3S-OMRDGRY |
| BLACK             | AT06-3S-OMBLK   | AT06-3S-OMRDBLK |
| BLUE              | AT06-3S-OMBLU   | AT06-3S-OMRDBLU |
| BROWN             | AT06-3S-OMBRN   | AT06-3S-OMRDBRN |
| GREEN             | AT06-3S-OMGRN   | AT06-3S-OMRDGRN |
| RED               | AT06-3S-OMRED   | AT06-3S-OMRDRED |
| WHITE             | AT06-3S-OMWHT   | AT06-3S-OMRDWHT |
| YELLOW            | AT06-3S-OMYEL   | AT06-3S-OMRDYEL |

REFER TO PART NUMBER CHART FOR AVAILABLE CONNECTOR COLORS



| SEE PART NUMBER CHART  |  | PART NUMBER             |  | DESCRIPTION     |  | ITEM  |
|--|--|-------------------------|--|-----------------|--|---|
| QUANTITY   |  | MATERIALS LIST          |  |                 |  |   |
| UNLESS OTHERWISE SPECIFIED:<br>1) All dimensions are in metric (mm).<br>2) Tolerances are as follows:<br>1 PL DEC ±0.30<br>2 PL DEC ±0.15<br>3 PL DEC ±0.08<br>Fractions ±1/64<br>Angles ±1°   |  | SIGNATURES              |  | DATE            |  | <p><b>Amphenol</b></p> <p>Sine Systems - www.amphenol-sine.com<br/>44724 Morley Drive<br/>Clinton Township, MI 48036</p> <p>STRUCTURE+, OVERMOLD-COMPATIBLE PLUG, 3 SOCKET, AT SERIES</p> |
| DRAWN: J. HEAD   |  | 5JUL2017                |  | CHECKED:        |  |   |
| ENGINEER:  |  | APPROVAL:               |  | CUSTOMER:       |  |   |
| MATERIAL SPECIFICATIONS:   |  | PROCESS SPECIFICATIONS: |  | NEXT ASSY:      |  |   |
| THIS DRAWING IS SUPPLIED FOR INFORMATION ONLY. DESIGN FEATURES, SPECIFICATIONS AND PERFORMANCE DATA SHOWN HEREON ARE THE PROPERTY OF THE AMPHENOL CORPORATION. NO RIGHTS OF REPRODUCTION ARE IMPLIED. ALL DIMENSIONS ARE SUBJECT TO NORMAL MANUFACTURING VARIATIONS. |  | SIZE: <b>B</b>          |  | TYPE: <b>C-</b> |  | DWG NO: <b>AT06-3S-OMXXX</b>  |
| SCALE: NONE  |  | SHEET 1                 |  | OF 1            |  | REVISION: <b>A3</b>   |

TITLE: STRUCTURE+ OVERMOLD-COMPATIBLE PLUG, 3 SOCKET, AT  
DWG NO: AT06-3S-OMXXX  
REV: A3  
SH: 1  
OF: 1

# AT Series™ - Contact Size 16 Options

| Machined Contacts, Sockets & Pins |  |      |       |          |
|-----------------------------------|--|------|-------|----------|
| Part Number                       | Description                            | Size | AWG   | Type     |
| AT60-215-1631                     | Male Contact - Pin, Gold-plated        | 16   | 14    | Machined |
| AT62-209-1631                     | Female Contact - Socket, Gold-plated   | 16   | 14    | Machined |
| AT60-215-16141                    | Male Contact - Pin, Nickel-plated      | 16   | 14    | Machined |
| AT62-209-16141                    | Female Contact - Socket, Nickel-plated | 16   | 14    | Machined |
| AT60-202-1631                     | Male Contact - Pin, Gold-plated        | 16   | 16-20 | Machined |
| AT62-201-1631                     | Female Contact - Socket, Gold-plated   | 16   | 16-20 | Machined |
| AT60-202-16141                    | Male Contact - Pin, Nickel-plated      | 16   | 16-20 | Machined |
| AT62-201-16141                    | Female Contact - Socket, Nickel-plated | 16   | 16-20 | Machined |
| AT60-202-1631-22                  | Male Contact - Pin, Gold-plated        | 16   | 22-24 | Machined |
| AT62-201-1631-22                  | Female Contact - Socket, Gold-plated   | 16   | 22-24 | Machined |
| AT60-202-16141-22                 | Male Contact - Pin, Nickel-plated      | 16   | 22-24 | Machined |
| AT62-201-16141-22                 | Female Contact - Socket, Nickel-plated | 16   | 22-24 | Machined |

| Tooling - Machined Contacts   |             |   |
|---|-------------|---|
| Part  | Part Number | Description   |
|  | CA-5D12     | Universal Hand Crimp Tool, Size 12/16/20 (Machined contacts only) |
|  | CA-5E12     | Pneumatic Crimp Tool, Size 12/16/20 (Machined contacts only)      |

| Contact Removal Tools   |               |   |
|---|---------------|---|
| Part  | Part Number   | Description   |
|  | ATRT-100      | Used for removal of contacts for A Series™ products |
|  | AT11-310-1605 | Contact Removal Tool, Plastic, Size 16              |
|  | A114017       | Sealing Plug, Size 16, White                        |

| Stamped & Formed Contacts, Sockets & Pins |  |      |       |                  |
|---|--|------|-------|------------------|
| Part Number                               | Description                            | Size | AWG   | Type             |
| AT60-14-0144                              | Male Contact - Pin, Gold-plated        | 16   | 14-16 | Stamped & Formed |
| AT62-14-0144                              | Female Contact - Socket, Gold-plated   | 16   | 14-16 | Stamped & Formed |
| AT60-14-0122                              | Male Contact - Pin, Nickel-plated      | 16   | 14-16 | Stamped & Formed |
| AT62-14-0122                              | Female Contact - Socket, Nickel-plated | 16   | 14-16 | Stamped & Formed |
| AT60-16-0144                              | Male Contact - Pin, Gold-plated        | 16   | 16-18 | Stamped & Formed |
| AT62-16-0144                              | Female Contact - Socket, Gold-plated   | 16   | 16-18 | Stamped & Formed |
| AT60-16-0122                              | Male Contact - Pin, Nickel-plated      | 16   | 16-18 | Stamped & Formed |
| AT62-16-0122                              | Female Contact - Socket, Nickel-plated | 16   | 16-18 | Stamped & Formed |
| AT60-16-0644                              | Male Contact - Pin, Gold-plated        | 16   | 18-20 | Stamped & Formed |
| AT62-16-0644                              | Female Contact - Socket, Gold-plated   | 16   | 18-20 | Stamped & Formed |
| AT60-16-0622                              | Male Contact - Pin, Nickel-plated      | 16   | 18-20 | Stamped & Formed |
| AT62-16-0622                              | Female Contact - Socket, Nickel-plated | 16   | 18-20 | Stamped & Formed |
| AT60-16-0844                              | Male Contact - Pin, Gold-plated        | 16   | 20-22 | Stamped & Formed |
| AT62-16-0844                              | Female Contact - Socket, Gold-plated   | 16   | 20-22 | Stamped & Formed |
| AT60-16-0822                              | Male Contact - Pin, Nickel-plated      | 16   | 20-22 | Stamped & Formed |
| AT62-16-0822                              | Female Contact - Socket, Nickel-plated | 16   | 20-22 | Stamped & Formed |

| Tooling - Stamped & Formed Contacts   |             |   |
|---|-------------|---|
| Part  | Part Number | Description   |
|   | MFY-3950    | Crimp Die - Size 16, 18-20AWG (S&F contacts only)       |
|   | MFY-3953    | Crimp Die - Size 16, 16-18AWG (S&F contacts only)       |
|   | MFY-3975    | Crimp Die - Size 16, 14-16AWG (S&F contacts only)       |
|   | MFY-3990    | Crimp Die - Size 16, 20-22AWG (S&F contacts only)       |
|  | ATT-16-00   | Hand Crimp Tool - Size 16, 14-16AWG (S&F contacts only) |
|   | ATT-16-01   | Hand Crimp Tool - Size 16, 18-20AWG (S&F contacts only) |
|   | ATT-1612-03 | Hand Crimp Tool - Size 16, 20-22AWG (S&F contacts only) |

**Amphenol Sine Systems**  
 44724 Morley Drive  
 Clinton Township, MI 48036 USA  
[www.amphenol-sine.com](http://www.amphenol-sine.com)  
 09/2021