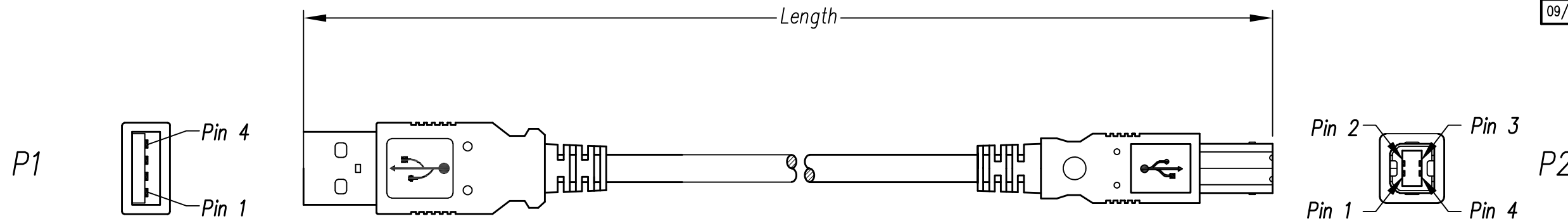


DATE	REV	ECN	APP'D. BY
08/31/17	A0	Released	JRC
09/18/2017	A1	11095	GWL



Notes:

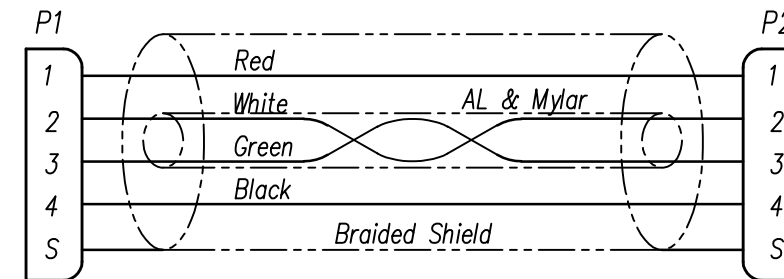
- 1) Each cable assembly to be individually bagged.
- 2) Cable Construction USB 2.0 UL Style 1
  - 28 AWG 1 Twisted Pair
  - 24 AWG x 2C
  - AMA BRAID
  - 4.5mm OD
  - Beige PVC Jacket
- 3) CONNECTOR P1: USB A Male 2.0 White Insulator, Gold flash on contacts, Nickel Plated Shell  
CONNECTOR P2: USB B Male 2.0 White Insulator, Gold flash on contacts, Nickel Plated Shell
- 4) Hood P1 & P2: Molded Beige PVC Strain Relief
- 5) All cables tested for Continuity & Shorts

P/N Key:

SC-2ABExxxF

Length  
 003 = 3 Ft  
 006 = 6 Ft  
 010 = 10 Ft

Wiring Map: USB 2.0 Hi-Speed




Example Parts Numbers

Feet	
P/N	Length
SC-2ABE003F	3'
SC-2ABE006F	6'
SC-2ABE010F	10'

For Part Numbers Not Shown Follow Part Number Key Format

THIRD ANGLE PROJECTION 	 11118 Susquehanna Trail South Glen Rock, PA 17327-9199 (717) 235-7512 <a href="http://www.stewartconnector.com">http://www.stewartconnector.com</a>
DO NOT SCALE DRAWING DRAWING IS SUBJECT TO CHANGE WITHOUT NOTICE	TITLE: <b>Cable Assembly, USB 2.0, Type A/M-Type B/M, Beige</b>
DIMENSIONS: INCHES [METRIC] UNLESS OTHERWISE SPECIFIED TOLERANCES ARE ±.005 [0.13] ANGLES ARE ± 1°	THIS DRAWING AND THE SUBJECT MATTER SHOWN THEREON ARE CONFIDENTIAL AND THE PROPRIETARY PROPERTY OF STEWART CONNECTOR AND SHALL NOT BE REPRODUCED, COPIED, OR USED IN ANY MANNER WITHOUT PRIOR WRITTEN CONSENT OF STEWART CONNECTOR
SHEET NO. 1 OF 1	DRN BY: KAC DATE 08/30/17 APPD BY: JRC DATE 08/31/17 DWG NO. CT999152 REV. A1



ASSEMBLY FORMAT REV. 6/3/05

B

B

A

A