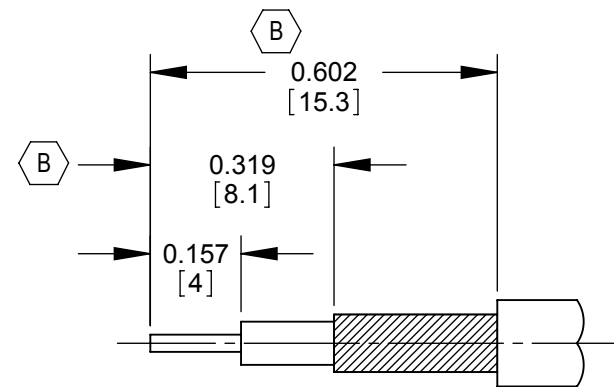
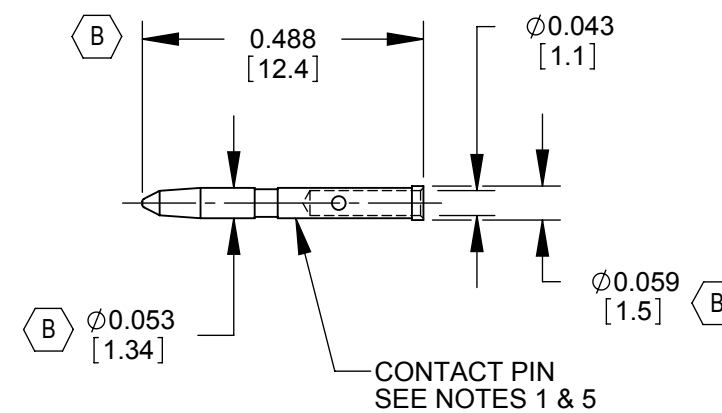


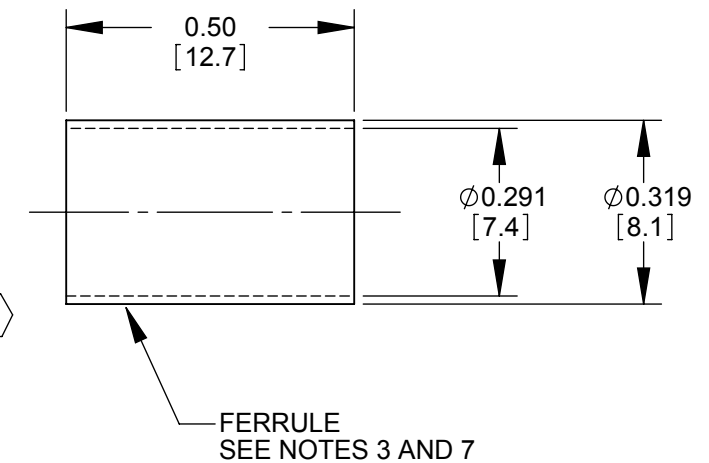
ALTERNATE KNURL DESIGN



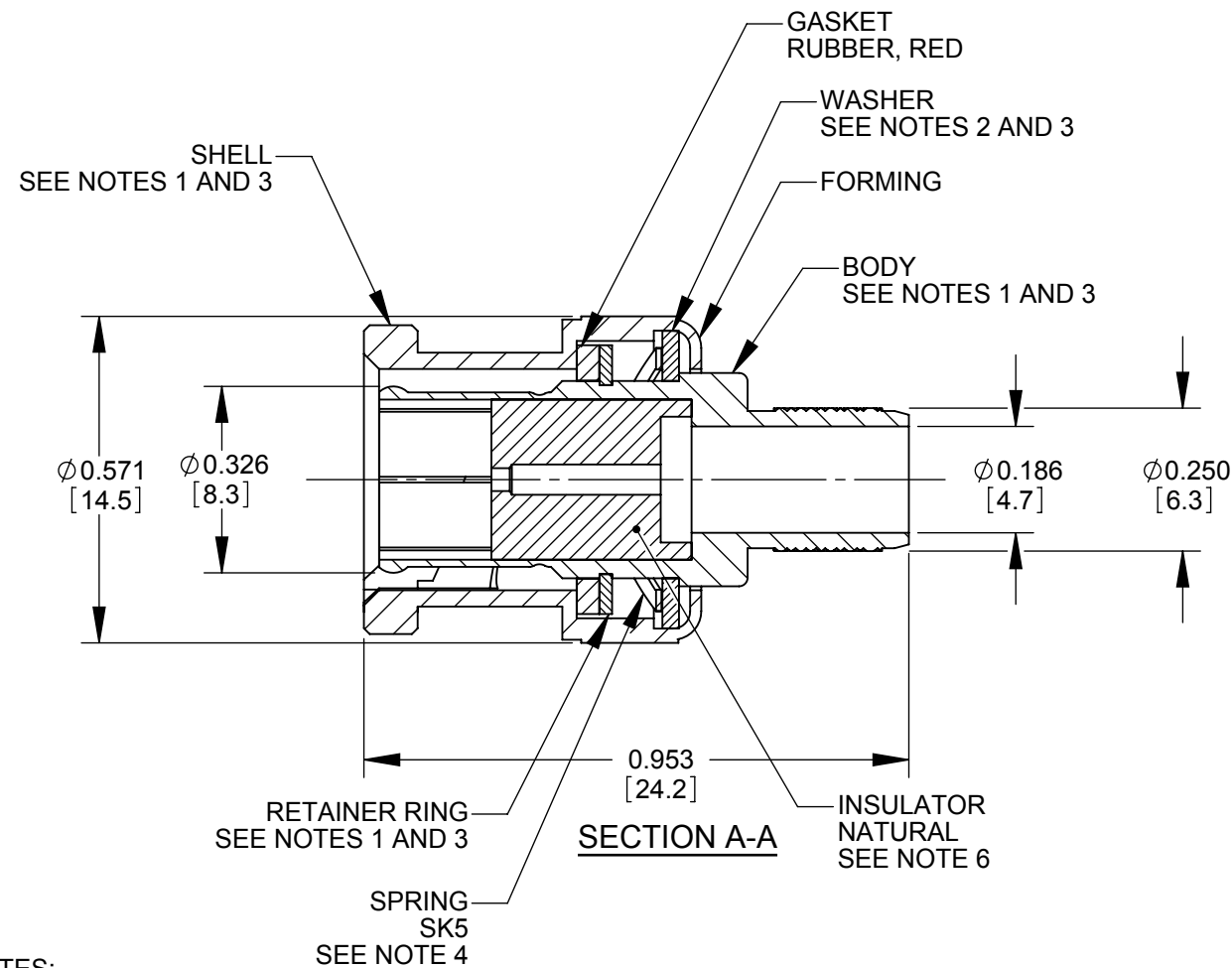
RECOMMENDED
CABLE STRIPPING DIMENSIONS
SWITCHCRAFT STRIPPING TOOL #PTS1



CONTACT PIN
SEE NOTES 1 & 5



FERRULE
SEE NOTES 3 AND 7



SECTION A-A

NOTES:

FINISH (PLATING THICKNESS IN MICRO-INCHES)

1. BRASS PER QQ-B-626
2. BRASS PER QQ-B-613
3. NICKEL PLATING 100 MIN THICK OVER COPPER STRIKE.
4. NICKEL PLATING 200 MIN THICK OVER COPPER STRIKE.
5. GOLD PLATING 50 MIN THICK OVER NICKEL PLATING 100 MIN THICK OVER COPPER STRIKE.
6. TEFLON MIL-P-19468
7. JIS H 3250, C 2600
8. CRIMPED FERRULE HEX CRIMP SIZE 0.278.
9. CRIMPED CONTACT PIN SQUARE CRIMP SIZE 0.042 OR HEX CRIMP SIZE 0.041.
10. ALL DIMENSIONS ARE FOR REFERENCE ONLY.
11. THIS PRODUCT IS RoHS COMPLIANT.

CUSTOMER DRAWING

REV	ECO NUMBER	DATE	BY	APVD
B	26364	3-31-09	RS	TJK
A	26142	3-12-09	RF	TJK
REVISIONS				

★ STAR SYMBOL DENOTES CRITICAL DIMENSION

UNLESS OTHERWISE SPECIFIED

1. ALL DIMENSIONS IN INCHES
 - TWO PLACE DECIMALS ±0.01
 - THREE PLACE DECIMALS ±0.005
 - ANGLES ±1°
 - ALL DIA. CONCENTRIC WITHIN 0.005 T.I.R.
2. FEATURES ON THE SAME CENTERLINE MUST BE ALIGNED WITHIN ±0.002
3. REMOVE ALL BURRS

DO NOT SCALE DRAWING

THIS DRAWING DESCRIBES A DESIGN CONSIDERED PROPRIETARY IN NATURE, DEVELOPED AND MANUFACTURED BY SWITCHCRAFT INC. AND IS RELEASED ON A CONFIDENTIAL BASIS FOR IDENTIFICATION PURPOSES ONLY.

SIZE	WIDTH	MULT	LBS/M	TEMPER
FINISH				
SPEC No.			MATERIAL	
FIRST USED ON			SCALE	
			3:1	
DATE DRAWN	BY	CHKD	APVD	
10-31-06	RF	RF	TJK	
			10-31-06	10-31-06
NAME 75 OHM BNC CONNECTOR 1694A CABLE, RoHS				PART No.
				HP75BNC7X
				REV
				B