

Pin strip - PST 1,0/ 2-H-3,5 - 1737019

Please be informed that the data shown in this PDF Document is generated from our Online Catalog. Please find the complete data in the user's documentation. Our General Terms of Use for Downloads are valid (<http://phoenixcontact.com/download>)

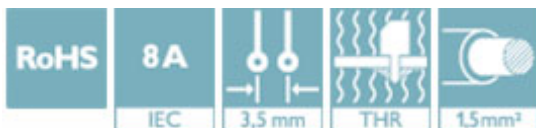
Pin strip, nominal current: 8 A, number of positions: 2, pitch: 3.5 mm, color: black, contact surface: Tin, mounting: THR soldering, The maximum current depends on the plug used. The lower of the two current values apply for plug and pin strip. The pin strip is made of highly temperature resistant plastic and is thus suitable for the reflow process.



The figure shows a 10-position version of the product

Your advantages

- ✓ Suitable for wave and reflow soldering processes
- ✓ Optimum pin geometry for all COMBICON pin strip connectors



Key Commercial Data

Packing unit	50 pc
Minimum order quantity	50 pc
GTIN	
GTIN	4046356183420

Technical data

Dimensions

Length [l]	10.5 mm
Width	7 mm
Pitch	3.5 mm
Dimension a	3.5 mm
Width [w]	7 mm
Height [h]	9.4 mm
Height	2.8 mm
Length of the solder pin	6.6 mm
Pin dimensions	ø 1 mm
Length	10.5 mm

General

Pin strip - PST 1,0/ 2-H-3,5 - 1737019

Technical data

General

Range of articles	PST 1,0/...-H
Insulating material group	IIIa
Rated surge voltage (III/3)	2.5 kV
Rated surge voltage (III/2)	2.5 kV
Rated surge voltage (II/2)	2.5 kV
Rated voltage (III/3)	160 V
Rated voltage (III/2)	250 V
Rated voltage (II/2)	250 V
Connection in acc. with standard	EN-VDE
Nominal current I_N	8 A (depends on the plug used)
Maximum load current	8 A (depends on the plug used)
Insulating material	PA
Flammability rating according to UL 94	V0
Color	black
Number of positions	2

Standards and Regulations

Connection in acc. with standard	EN-VDE
	CUL
Flammability rating according to UL 94	V0

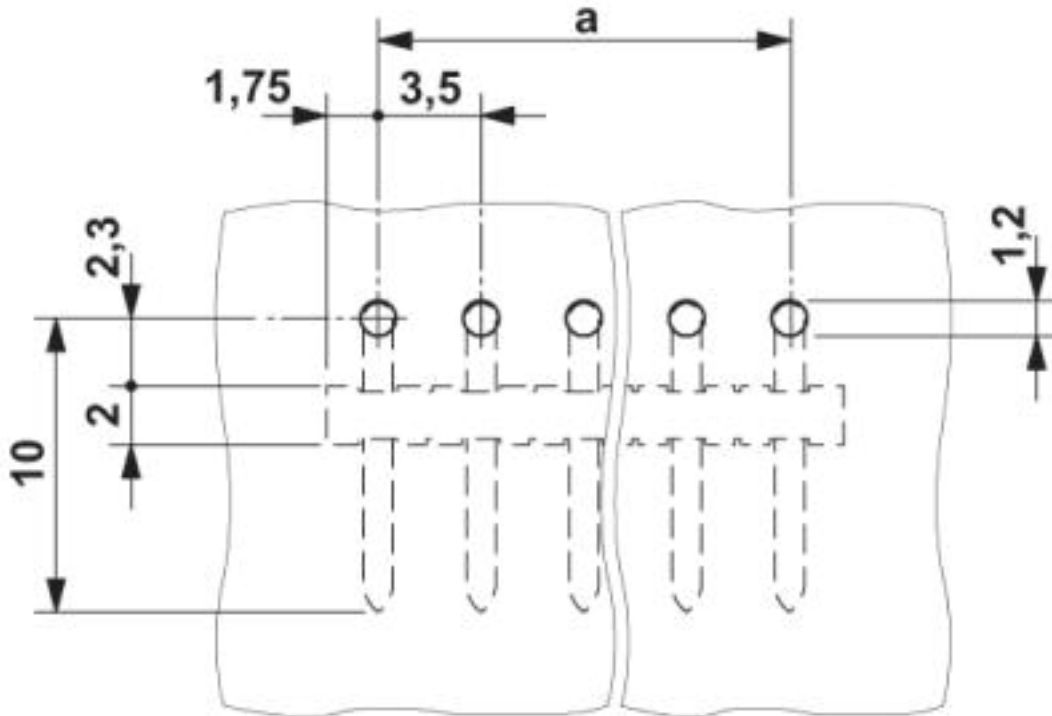
Environmental Product Compliance

China RoHS	Environmentally friendly use period: unlimited = EFUP-e
	No hazardous substances above threshold values

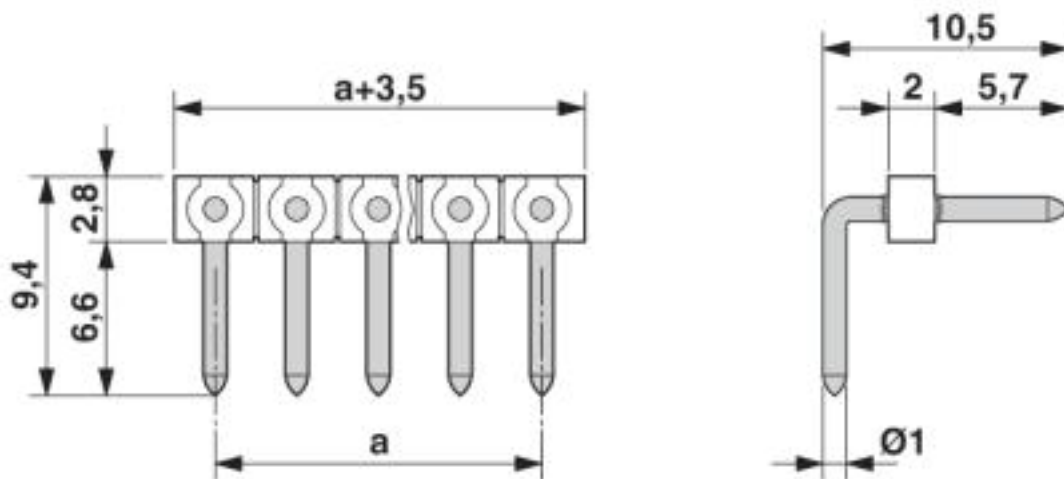
Drawings

Pin strip - PST 1,0/ 2-H-3,5 - 1737019

Drilling diagram



Dimensional drawing



Approvals

Approvals

Approvals


EAC / cULus Recognized


Pin strip - PST 1,0/ 2-H-3,5 - 1737019

Approvals

Ex Approvals

Approval details

EAC		B.01742
-----	---	---------

cULus Recognized		http://database.ul.com/cgi-bin/XYV/template/LISEXT/1FRAME/index.htm	E60425-20030211
		B	
Nominal voltage UN		300 V	
Nominal current IN		10 A	

Phoenix Contact 2019 © - all rights reserved
<http://www.phoenixcontact.com>

PHOENIX CONTACT GmbH & Co. KG
Flachsmarktstr. 8
32825 Blomberg
Germany
Tel. +49 5235 300
Fax +49 5235 3 41200
<http://www.phoenixcontact.com>