

REV. Status

REVISION -
07/05/95 TS

REVISION A
ADDED RoHS
12/01/05 MP

REVISION B
ADDED TEMP
RATING
5/5/15 MP

AUDIO COUPLING MINIATURE ENCAPSULATED TRANSFORMER DESIGNED TO OPERATE WITH 50mW MAX IN SECONDARY AND REFLECT A PRIMARY SOURCE IMPEDANCE OF APPROXIMATELY 1KΩ WITH 600Ω LOAD ON SECONDARY.

MODEL NUMBER
MET-27

A. Electrical Specifications (@ 20 ° C)

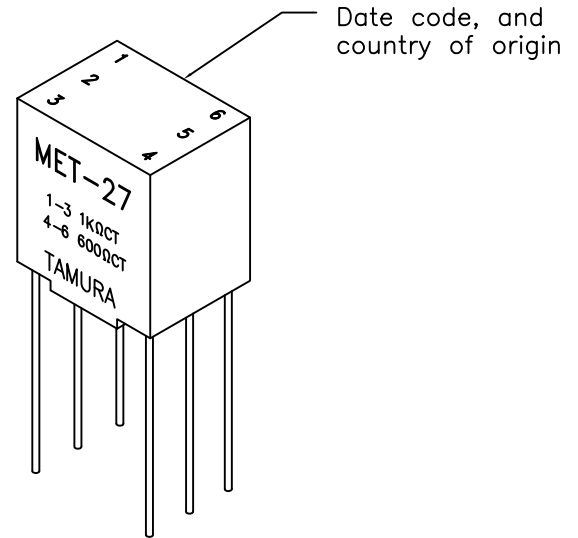
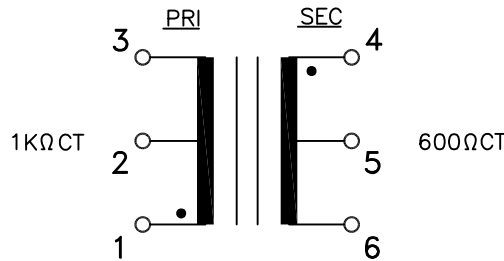
1. Pri Source Impedance; 1KΩ CT
2. Sec Load Impedance; 600Ω CT
3. Pri DC Current; 3 mA MAX
4. Operating Level; 50 mW MAX @ 300 Hz
5. Frequency Response (relative to 1 KHz); ±2.0 dB, @ 300 Hz to 100 KHz
6. Longitudinal Balance; 60 dB MIN @ 1 KHz
7. DC Resistance;
 - (1-3) 95Ω ±20%
 - (4-6) 85Ω ±20%
8. Turns Ratio; (1-3) : (4-6) = 1.29 : 1 ±2%
9. Dielectric Strength; 60Hz 500 Vrms 0.5 minute @ Pri - Sec



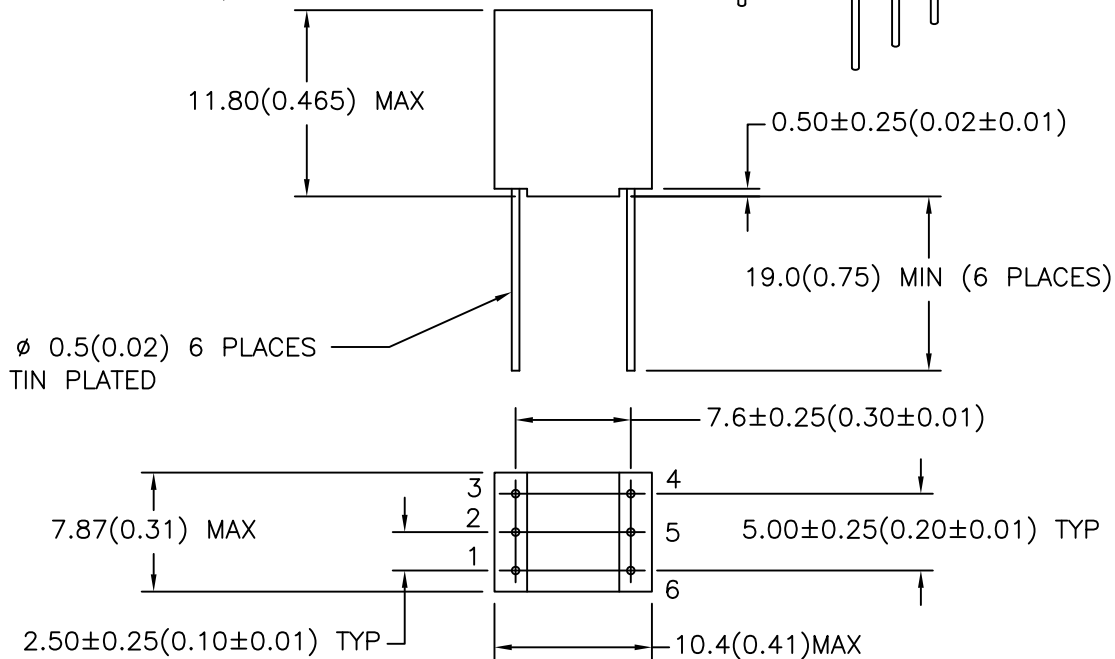
B. Marking; MET-27, TAMURA, Primary and Secondary Impedance, pin numbers, date code and country of origin

C. Operating Temperature: -20 to +85°C
Storage Temperature: -55 to +105°C

D. Schematic Diagram



E. Mechanical Specifications



TOLERANCES (mm)	
≤ 4	± 0.2
4 ≤ 20	± 0.3
20 ≤ 50	± 0.4

PREPARED BY:

C. POPPE

ENGINEER:	DRAWING CONTROL NO.	REV	MODEL DESCRIPTION	MODEL SPECIFICATION
MATHI P.	P-A1-11329	B	AUDIO COUPLING MINIATURE ENCAPSULATED XFMR	MET-27
SAFETY ENGINEER	CONTENTS OF THIS DRAWING ARE SUBJECT TO CHANGE WITHOUT PRIOR NOTICE TAMURA CORPORATION OF AMERICA 1040 SOUTH ANDREASEN DRIVE, #100 ESCONDIDO, CA. 92029 (951) 699-1270 FAX 7607400536			DIM: mm[In] SCL: 2/1 SH: 1 OF 1
APPROVED:	PROPRIETARY NOTICE: THIS DRAWING PRINT OR DOCUMENT AND SUBJECT MATTER DISCLOSED HEREIN ARE PROPRIETARY ITEMS TO WHICH TAMURA RETAINS THE EXCLUSIVE RIGHT OF DISSEMINATION, REPRODUCTION, MANUFACTURE AND SALE. THIS DRAWING, PRINT OR DOCUMENT IS SUBMITTED IN CONFIDENCE FOR CONSIDERATION BY THE RECIPIENT ALONE UNLESS PERMISSION FOR FURTHER DISCLOSURE IS EXPRESSLY GRANTED IN WRITING.			
M. PITCHAI				