

Terminals with spring-loaded cable clamps

TS 32

In hazardous area applications, the installation instructions and the rated data specifications for accessories given in the technical appendix must be followed.

B

Width/Length/height with TS32x7.5	mm
max. current / max. cond. cross-section	A/mm ²
Max. clamping range	mm ²

Technical data

Rated data	
Rated voltage	V
Rated current	A
Rated cross-section	mm ²
Rated impulse voltage / Pollution severity	kV/-
Gauge to IEC 60947-1 / UL94 Flammability class	
Approvals	
Clamped conductors (H05V/H07V)	
solid / stranded	mm ²
flexible / Stranded wire with end ferrules	mm ²
Tightening torque range (clamping screw)	
Stripping length / Blade size	mm/-

Note

Ordering data

Version
Note

Accessories


Screwable cross-connection	
2-pole	
3-pole	
4-pole	
10-pole	
Connecting sleeve	
Mounting screw	
Lock washer	
Switchable link	
Switchable link	
Connecting sleeve	
Mounting screw	
Testing / Checking	
Test plug	
Socket	
End plate / Partition plate	
beige	
beige	
Small partition	
Small partition	

Marking systems	(see assortment in catalogue 7)
	Marking tags
For detailed information on other accessories and applications, refer to the „Accessories“ section	

RSF 3

4 mm²

Material PA 6.6



8 x 50 x 60	
32 / 4	
0.33...4	

IEC 60947-7-1

IEC	UL	CSA
630	600	600
32	20	25
4	AWG 22...12	AWG 22...12
	6 / 3	
	/ V2	

P3

Rated connection	
0.5...4 / 0.75...4	
0.5...4 / 0.5...4	
0.5...1.0 Nm (M 3)	
12 / 0.6 x 3.5 mm	

Type	Qty.	Order No.
RSF 3 PA	50	0497560000


Type	current	Qty.	Order No.
QL 2 SAK6N	32 A	50	0194300000
QL 3 SAK6N	57 A	50	0194400000
QL 4 SAK6N	57 A	50	0194500000
QL 10 SAK6N	32 A	20	0338300000
VH 13.5/4.9/3.3 SAK4		100	0248500000
KISC M3X20.5/10 EK4		100	0303000000
SS M3 D 128-A 3		50	0164400000
Width			
VL 2 SAK6N/SAKT	32 A	50	0194700000
VH 21/5/3.5 SAK16-35		50	0309600000
BFSC M3X30		50	0296200000
Width			
PS 2.3 RT	5.4 mm	20	0180400000
STB 14/D5/2.3/M3 SAK2.5		50	0168600000
Width			
AP RSF3	3 mm	10	0270460000
TW AST1/PA HP/DBR/0.5	0.5 mm	20	0474700000
Width			
TSCH 1	2 mm	100	0319160000

Marking systems	(see assortment in catalogue 7)
	Marking tags
For detailed information on other accessories and applications, refer to the „Accessories“ section	

RSF 1

10 mm²

Material KrG



11 x 50 x 60	
57 / 10	
0.5...10	

IEC 60947-7-1

IEC	UL	CSA
500		300
57		50
10		AWG 14...8
	6 / 3	
	A5 / 5VA	

P3

Rated connection	
0.5...10 / 0.5...10	
1.5...4 / 0.5...6	
1.2...1.6 Nm (M 4)	
15 / 1.0 x 5.5 mm	

When used with an AWG 8/7 conductor, the tightening torque is 1.6 Nm.

Type	Qty.	Order No.
RSF 1 KRK	50	0270320000


Type	current	Qty.	Order No.
QL 2 RSF1+2	57 A	50	0267400000
QL 3 RSF1+2	57 A	50	0267500000
QL 4 RSF1+2	41 A	50	0267600000
QL 10 RSF1+2	41 A	20	0341700000
Width			
SS M3 D 128-A 3		50	0164400000
Width			
VL 2 RSF 1+2	32 A	50	0528400000
VH 27/5/3.5 SAK10-35		50	0309400000
BFSC M3X35		50	0309800000
Width			
PS 4 F.STB 4	7.6 mm	20	0299600000
STB 14/D6/4/M3 SAK10		50	0169900000
Width			
TW AST1/PA HP/DBR/0.5	0.5 mm	20	0474700000

Marking systems	(see assortment in catalogue 7)
	Marking tags
For detailed information on other accessories and applications, refer to the „Accessories“ section	

RSF 2

6 mm²

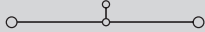
Material KrG



11 x 77 x 73

41 / 16

0.75...16



IEC 60947-7-1

IEC	UL	CSA
500		300
41		30
6		AWG 14...8
	6 / 3	
	/ 5VA	



Rated connection

0.75...16 / 0.5...10

1.5...10 / 0.5...4

1.2...2.4 Nm (M 4)

12 / 1.0 x 5.5 mm

Type	Qty.	Order No.
RSF 2	20	0623320000

Type	current	Qty.	Order No.
QL 2 RSF1+2	32 A	50	0267400000
QL 3 RSF1+2	32 A	50	0267500000
QL 4 RSF1+2	32 A	50	0267600000
QL 10 RSF1+2	32 A	20	0341700000

Width			
PS 4 F.STB 4	7.6 mm	20	0299600000
STB 17/D6/4/M4 SAKC10		50	0147100000

DEK 5/5

B