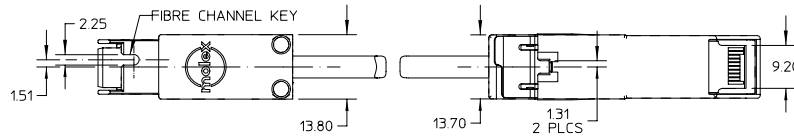
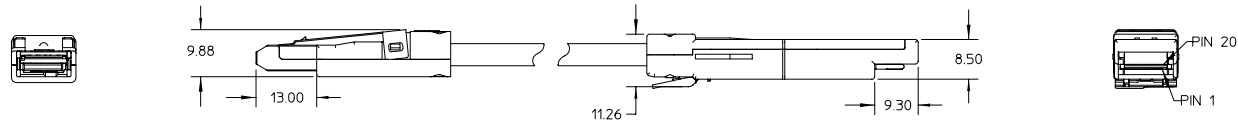
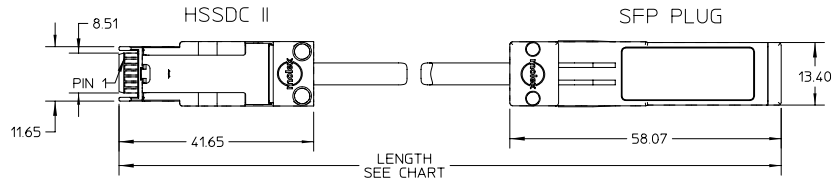


WIRING DIAGRAM					
SFP			HSSDC II		
PIN	SIGNAL	PIN	SIGNAL	PIN	SIGNAL
19	Tx-	2	Rx-		
18	Tx+	3	Rx+		
13	Rx+	5	Tx+		
12	Rx-	6	Tx-		



SFP NOTES:

- MATERIALS
 BACKSHELLS - NICKEL PLATED ZINC
 LATCH - GLASS FILLED POLYCARBONATE
 PCB - FR-4
 RIVETS - TIN PLATED STEEL
- IMPEDANCE MATCHING SFP (100 OHMS) TO HSSDC II (150 OHMS)

HSSDC II NOTES:

- MATERIALS
 BACKSHELLS - NICKEL PLATED ZINC
 LATCH - TIN PLATED PHOS BRONZE
 PCB - FR-4
 RIVETS - TIN PLATED STEEL
- CHARACTERISTIC IMPEDANCE 150 OHMS DIFFERENTIAL

CABLE NOTES:

- CHARACTERISTIC IMPEDANCE 150 ± 10 OHMS MEASURED DIFFERENTIAL
- SEE MOLEX DRAWINGS SD-71153-7*** FOR FURTHER CABLE DETAILS

PART NUMBER	LENGTH
73929-4001	1 M ± 0.05 M
73929-4002	3 M ± 0.07 M
73929-4003	5 M ± 0.08 M
73929-4005	2 M ± 0.06 M
73929-4006	4 M ± 0.07 M

EC NO: UDDIT 2002-0803 DRAWN: DSLEWIS 2002/03/08 CHK: DDOYE 2002/02/12 APPR: DDOYE 2002/02/07/14	QUALITY SYMBOLS ▽ = 0 ∇ = 0	GENERAL TOLERANCES (UNLESS SPECIFIED)		SCALE 1:1	DESIGN UNITS METRIC	THIRD ANGLE PROJECTION	REVISE ON CAD ONLY	
		4 PLACES ± --- ± ---	3 PLACES ± --- ± ---	DIMENSION STYLE MM ONLY		TITLE SFP TO HSSDC II PATCH CABLE ASSEMBLY FIBRE CHANNEL 150 OHMS		
		2 PLACES ± 0.25 ± ---	1 PLACE ± 0.3 ± ---	DRAWN BY DSL	DATE 2001/12/05	MOLEX INCORPORATED		
		ANGULAR ± 2 °		CHECKED BY DLD	DATE 2001/12/06	MATERIAL NO. 739294002	DOCUMENT NO. SD-73929-400	SHEET NO. 1 OF 1
DRAFT WHERE APPLICABLE MUST REMAIN WITHIN DIMENSIONS		APPROVED BY DLD	DATE 2001/12/06	THIS DRAWING CONTAINS INFORMATION THAT IS PROPRIETARY TO MOLEX INCORPORATED AND SHOULD NOT BE USED WITHOUT WRITTEN PERMISSION				