



2 Way SMA Power Divider from 350 MHz to 6 GHz Rated at 30 Watts

Power Dividers Technical Data Sheet

PE20DV1053

Features

- Ultra Wide Band Operation
- 30 watt CW Rating
- 350 MHz to 6 GHz
- SMA Female Connector
- Meets Standards for Humidity, Shock, Vibration, Altitude

Applications

- Communications Systems
- Amplifier Systems
- Amplifier Power Dividing
- Aerospace/Aviation
- Defense Applications

Description

PE20DV1053 is a passive 2 way RF Power Divider with 50 ohm SMA female connectors operating from .35 to 6 GHz, with a max input power of 30 watts. The PE20DV1053 has less than 20 dB Isolation, 0.8 dB Maximum Insertion loss and a Max VSWR of 1.4:1; along with a phase balance of ± 3 degrees and an amplitude balance of ± 0.2 dB. The RF Divider operates in a temperature range from -45°C to 85°C and is rated for Humidity, Shock, Vibration, and Altitude. Power dividers have many applications and so perform many valuable functions within the RF/Microwave world. Examples are antenna beam forming, taps for cable distributed systems combining feeds to and from antennae.

Electrical Specifications

Number of Output Ports 2

Description	Minimum	Typical	Maximum	Units
Frequency Range	0.35		6	GHz
Impedance		50		Ohms
Input VSWR		1.3:1	1.4:1	
Insertion Loss		0.6	0.8	dB
Isolation	18	20		dB
Amplitude Balance		± 0.1	± 0.2	dB
Phase Balance		± 2	± 3	Degrees
Input Power (CW)			30	Watts
Reverse Power (CW)			2	Watts
Input Power (Peak)			300	Watts

Click the following link (or enter part number in "SEARCH" on website) to obtain additional part information including price, inventory and certifications: [2 Way SMA Power Divider from 350 MHz to 6 GHz Rated at 30 Watts PE20DV1053](#)



2 Way SMA Power Divider from 350 MHz
to 6 GHz Rated at 30 Watts

Power Dividers Technical Data Sheet

PE20DV1053

Mechanical Specifications

Size

Length	5.6 in [142.24 mm]
Width	0.98 in [24.89 mm]
Height	0.39 in [9.91 mm]
Weight	0.1895 lbs [85.96 g]

Finish

Housing Material and Plating Gray
Aluminum

Configuration

Package Type	Connectorized
Input Connector	SMA Female
Output Connectors	SMA Female

Environmental Specifications

Temperature

Operating Range	-45 to +85 deg C
Storage Range	-55 to +125 deg C

Humidity

100% RH at 35°C, 95% RH at 40°C

Shock

20G for 11msec half sine wave, 3 axis both directions

Vibration

25g RMS (15 degrees 2KHz) endurance, 1 hour per axis

Altitude

30,000 ft. (Epoxy Sealed Controlled environment)

Compliance Certifications (see [product page](#) for current document)

Plotted and Other Data

Notes:

Click the following link (or enter part number in "SEARCH" on website) to obtain additional part information including price, inventory and certifications: [2 Way SMA Power Divider from 350 MHz to 6 GHz Rated at 30 Watts PE20DV1053](#)

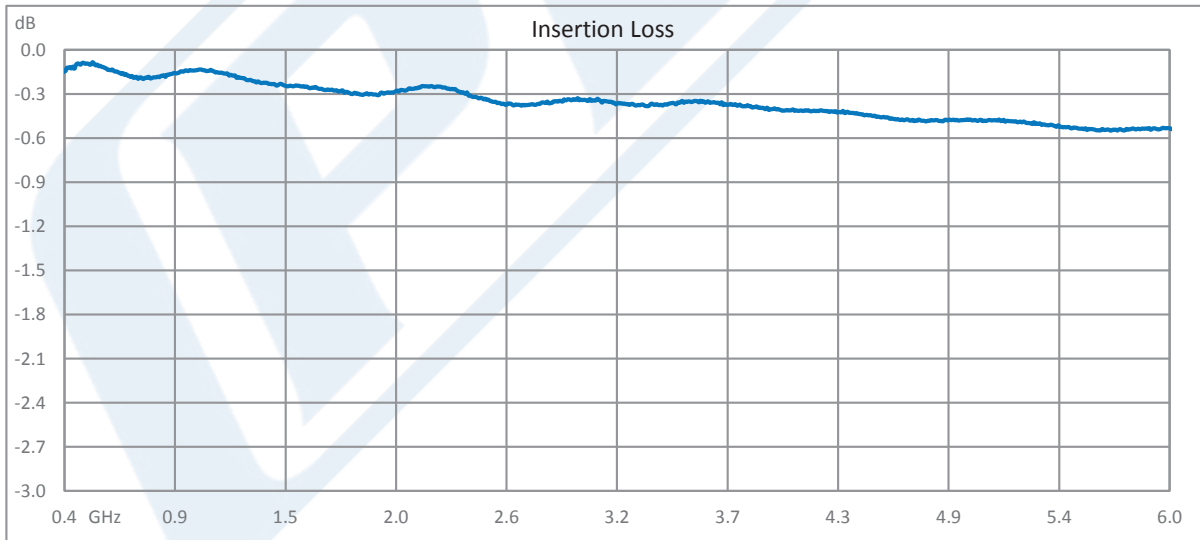
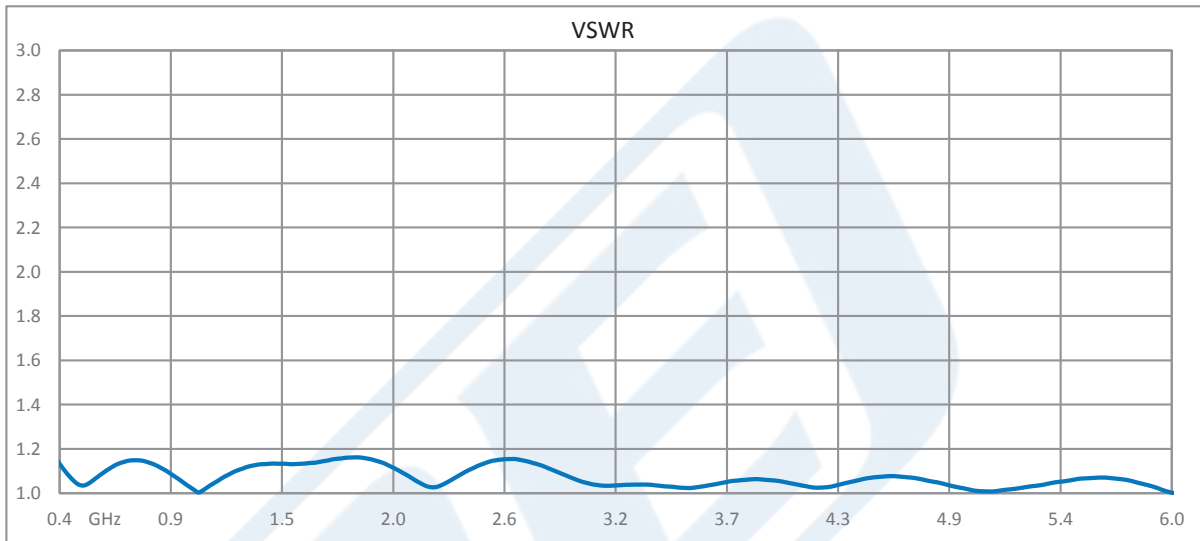


2 Way SMA Power Divider from 350 MHz
to 6 GHz Rated at 30 Watts


Power Dividers Technical Data Sheet

PE20DV1053

Typical Performance Data



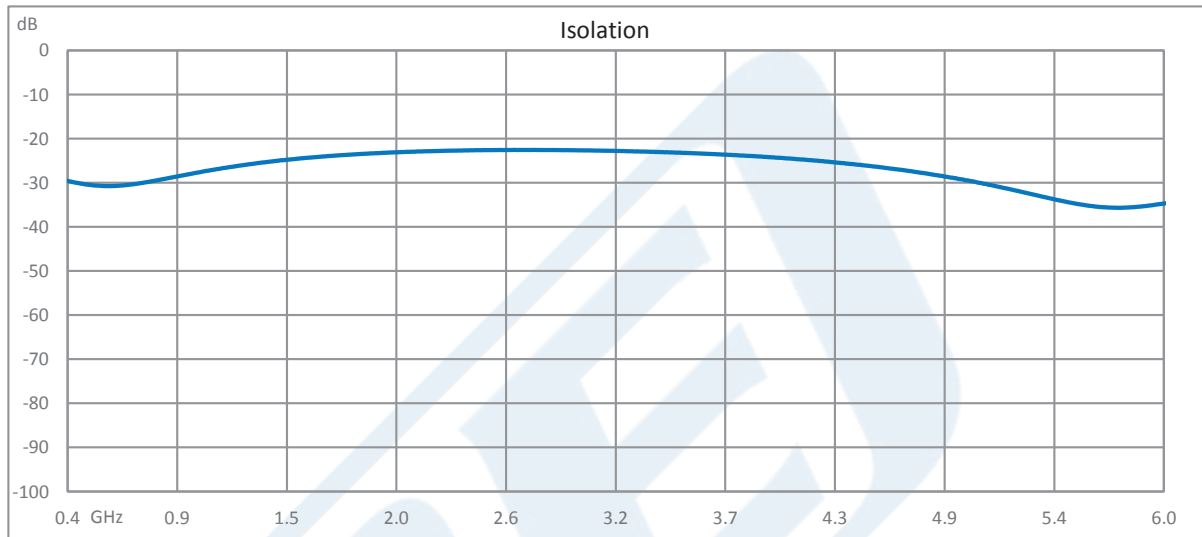
Click the following link (or enter part number in "SEARCH" on website) to obtain additional part information including price, inventory and certifications: [2 Way SMA Power Divider from 350 MHz to 6 GHz Rated at 30 Watts PE20DV1053](#)



2 Way SMA Power Divider from 350 MHz to 6 GHz Rated at 30 Watts

Power Dividers Technical Data Sheet

PE20DV1053



2 Way SMA Power Divider from 350 MHz to 6 GHz Rated at 30 Watts from Pasternack Enterprises has same day shipment for domestic and International orders. Our RF, microwave and millimeter wave products maintain a 99.4% availability and are part of the broadest selection in the industry.

Click the following link (or enter part number in "SEARCH" on website) to obtain additional part information including price, inventory and certifications: [2 Way SMA Power Divider from 350 MHz to 6 GHz Rated at 30 Watts PE20DV1053](https://www.pasternack.com/2-way-sma-power-divider-6-ghz-pe20dv1053-p.aspx)

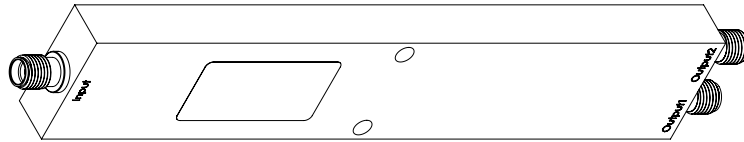
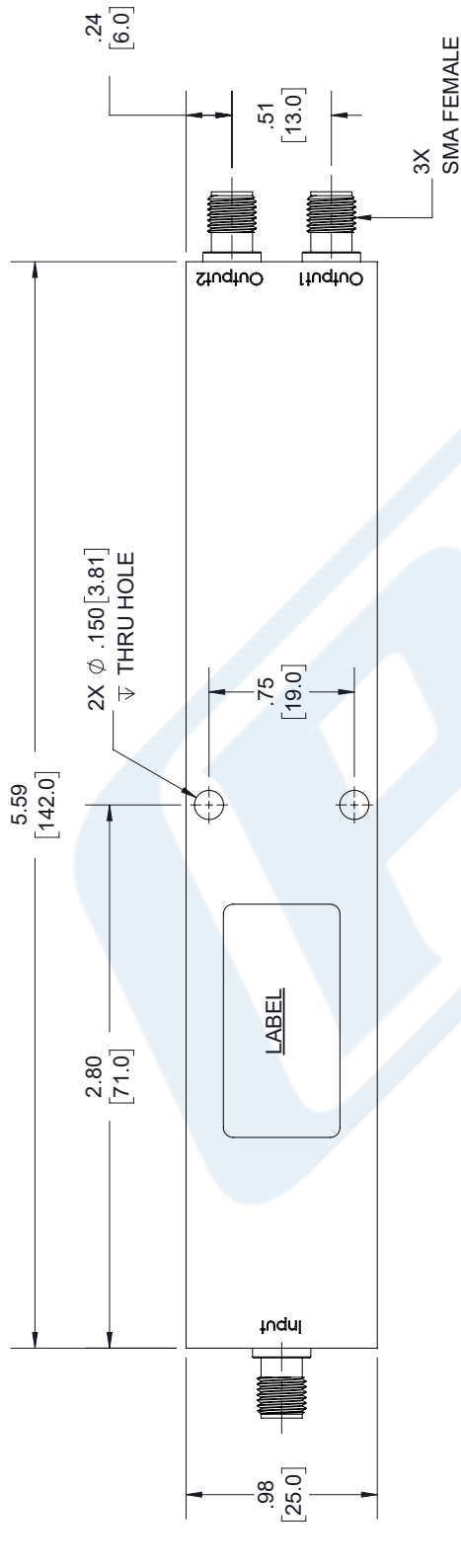
URL: <https://www.pasternack.com/2-way-sma-power-divider-6-ghz-pe20dv1053-p.aspx>

The information contained in this document is accurate to the best of our knowledge and representative of the part described herein. It may be necessary to make modifications to the part and/or the documentation of the part, in order to implement improvements. Pasternack reserves the right to make such changes as required. Unless otherwise stated, all specifications are nominal. Pasternack does not make any representation or warranty regarding the suitability of the part described herein for any particular purpose, and Pasternack does not assume any liability arising out of the use of any part or documentation.

PE20DV1053 CAD Drawing

2 Way SMA Power Divider from 350 MHz to 6 GHz Rated at 30 Watts

REVISIONS			
REV.	DESCRIPTION	DATE	APPROVED
A	INITIAL RELEASE	5/18/2020	S. PONG



UNLESS OTHERWISE SPECIFIED LEADING DIMENSIONS ARE INCHES DIMENSIONS IN [] ARE MILLIMETERS

TOLERANCES:

.X = ±.2	[5.08]	FRACTIONS	
.XX = ±.02	[.51]		± 1/32
.XXX = ±.005	[.13]	ANGLES ± 1°	

CABLE LENGTH (L) TOLERANCES:

L ≤ 12	[305]	= +1 [25] / -0	
12	[305]	< L ≤ 60 [1524]	= +2 [51] / -0
60	[1524]	< L ≤ 120 [3048]	= +4 [102] / -0
120	[3048]	< L ≤ 300 [7620]	= +6 [152] / -0
300	[7620]	< L = +5%L / -0	

ALL DIMENSIONS SHOWN ARE FOR REFERENCE ONLY.

THIRD-ANGLE PROJECTION

THE INFORMATION AND DESIGN IN THIS DOCUMENT IS THE PROPERTY OF PASTERNAK CORPORATION ALL RIGHTS RESERVED.

SHEET 1 OF 1

SCALE N/A

REV A

ITEM NO. PE20DV1053

DRAWN BY K.Dang

CAGE CODE A 53919

SALES@PASTERNAK.COM

1.949.261.7451

WWW.PASTERNAK.COM

1.866.727.8376

P. O. Box 16759, Irvine, CA 92623.

Pasternack Enterprises, Inc.

an INFINIT® brand

PE PASTERNAK

LABEL:
PASTERNAK
PE20DV1053
D/C: YYYY

THESE COMMODITIES, TECHNOLOGY OR SOFTWARE WERE EXPORTED FROM THE UNITED STATES IN ACCORDANCE WITH THE EXPORT ADMINISTRATION REGULATIONS. DIVERSION CONTRARY TO U.S. LAW PROHIBITED.