

Data Sheet

SMT-1427-S-5V-HT-R

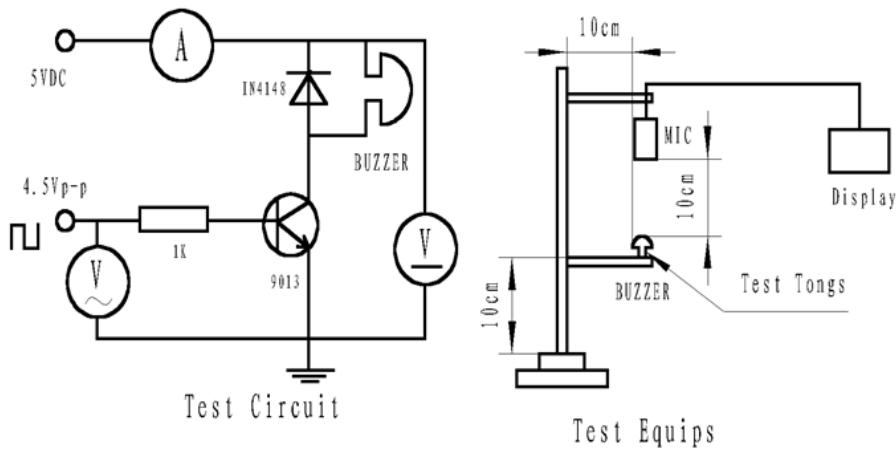
PUI Audio’s **High-Temp** line of products is designed with ultra-wide operating temperatures. The **SMT-1427-S-5V-HT-R** is built for high output at 2700 Hz in a small package.

- More than 90 dB output with 5V0-p, 2700Hz input
- Wide operating temperature range of -40°C ~ +105°C
- Weighs only 1 gram

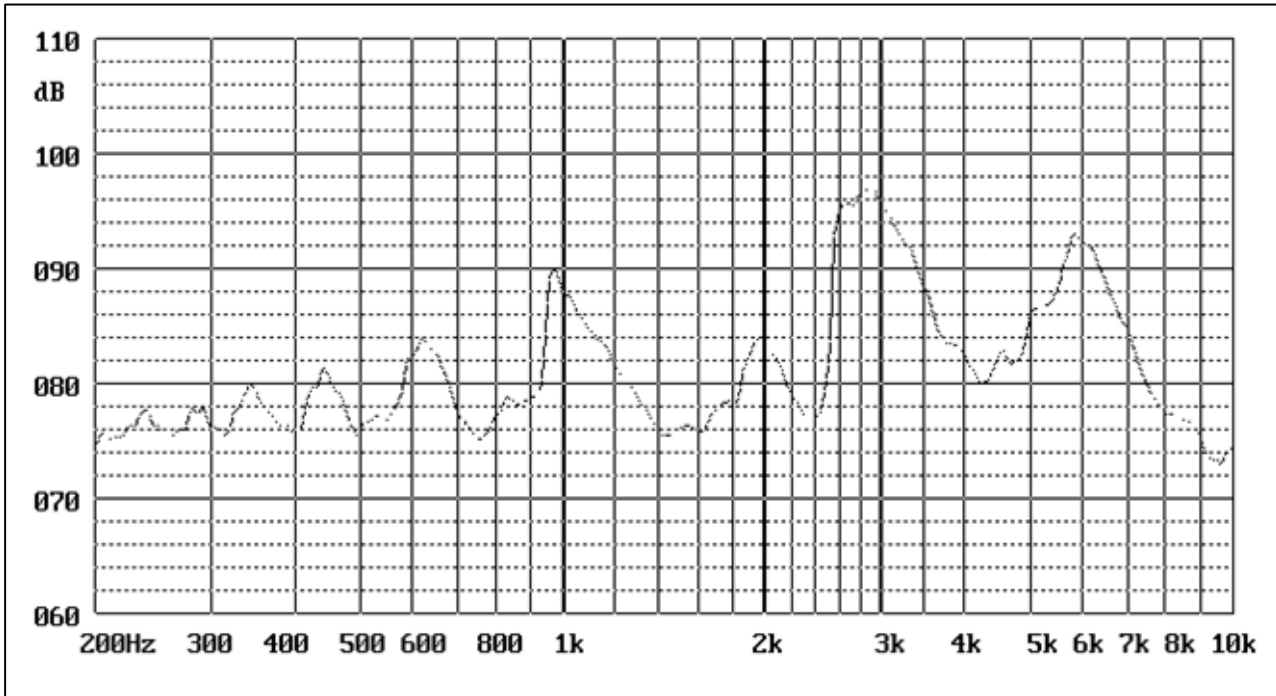
Specifications

Parameters	Values	Units
Rated Voltage	5	V0-p
Operating Voltage Range	3 ~ 7	V0-p
Current Draw at Rated Voltage	≤60	mA
Coil Resistance	40±6	Ohms
Minimum SPL @ 10cm	≥90	dBA
Resonant Frequency	2700 ± 500	Hz
Housing Material	LCP	-
Weight	1	Grams
Acceptable Soldering Methods	Hand Solder, Reflow Solder	See page 2 for soldering information
Environmental Compliances	RoHS	-
Storage Temperature	-40 ~ +120	°C
Operating Temperature	-40 ~ +105	°C

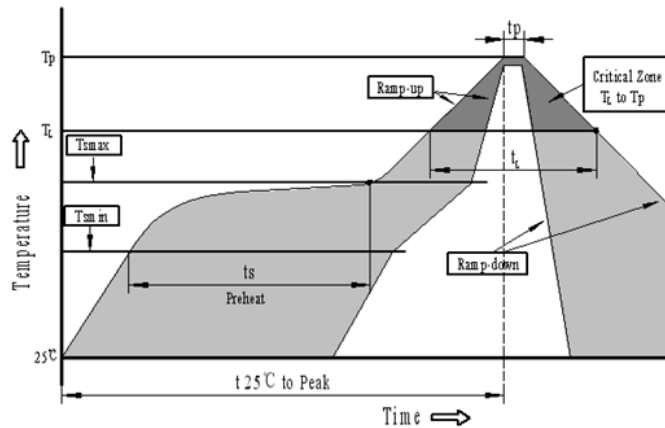
Measurement Method (5V0-p, 2700Hz, 50% duty cycle square wave with a SPL meter at 10cm)



Typical Frequency Response (5 V0-p sine-sweep with microphone spaced at 10cm)



Recommended Reflow Soldering Procedure



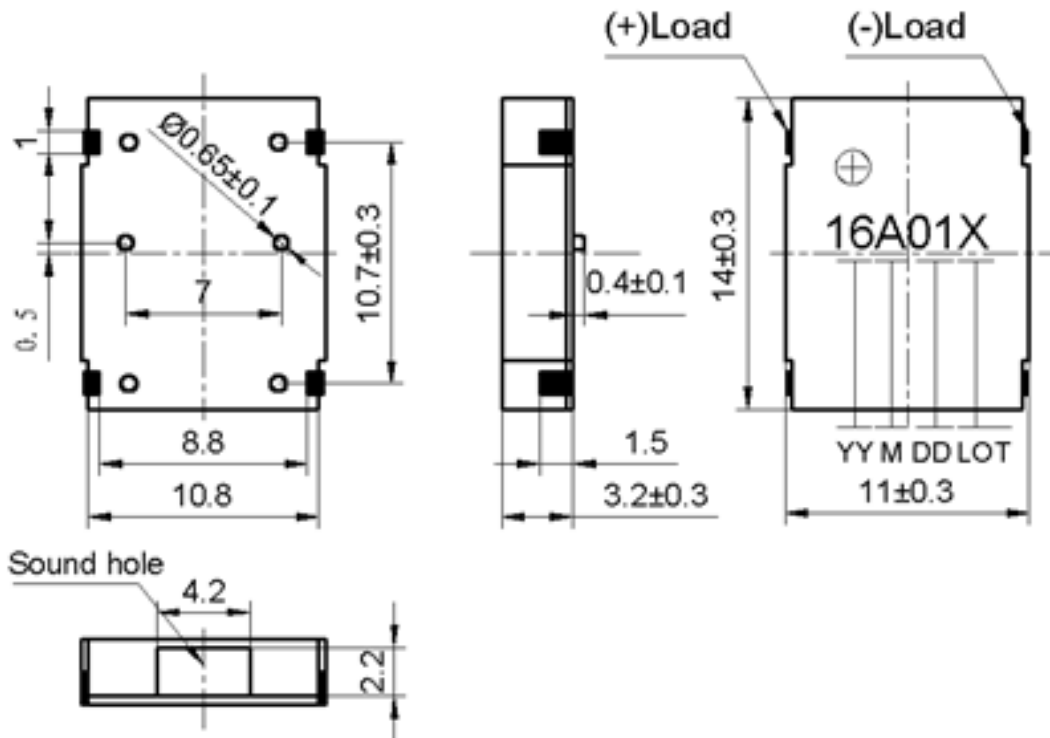
Profile Feature	Pb-Free Assembly
Average ramp-up rate(T_L to T_p)	3°C/second max.
Preheat	
-Temperature Min. (T_{smin})	150°C
-Temperature Min. (T_{smax})	200°C
-Temperature Min. (t_s)	60~180 seconds
T_{smax} to T_L	
-Ramp-up Rate	3°C/second max.
Time maintained above:	
- Temperature(T_L)	217°C
-Time(T_L)	60~150 seconds
Peak temperature(T_p)	245°C+0/-5°C
Time within 5°C of actual Peak temperature (t_p)	6 seconds max.
Ramp-down Rate	6°C/second max.
Time 25°C to Peak Temperature	8 minutes max.

Reliability Testing

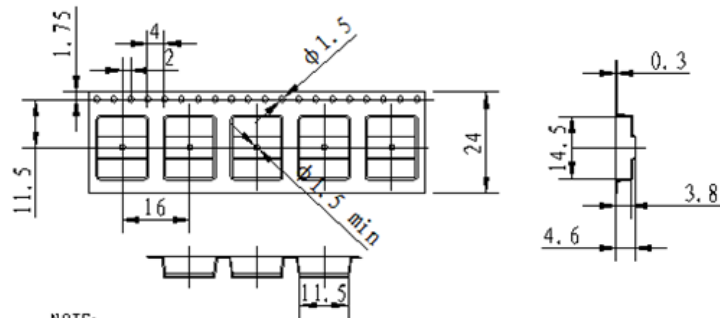
Type of Test	Test Specifications
High Temperature Test	The part shall be capable of withstanding a storage temperature of +120°C for 120 hours
Low Temperature Test	The part shall be capable of withstanding a storage temperature of -40°C for 120 hours
Humidity Test	40±2°C, 90~95% RH, 120 hours
Temperature Cycle Testing	Total 5 cycles, 1 cycle consists of: -40±2°C, 30 minutes 20±5°C, 15 minutes 120±2°C, 30 minutes 20±5°C, 15 minutes
Vibration Test	The part shall be subjected to a vibration cycle of 10 Hz for a period of 1 minute. Total peak amplitude shall be 1.52mm (9.3g). The vibration test shall consist of 2 hours per plane in each three mutually perpendicular planes for a total time of 6 hours.
Shock Test	Sounder shall be measured after being applied a shock (980m/s ²) for each three mutually perpendicular directions to each of 3 times by a half sine wave.

2 hours after the test the part shall meet specifications without any degradation in appearance and performance except SPL shall be ±10dB of the initial value.

Dimensions (Units: mm; Tolerance: ±0.3mm unless specified)

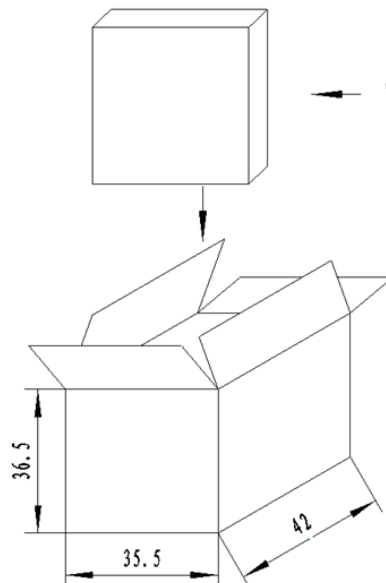
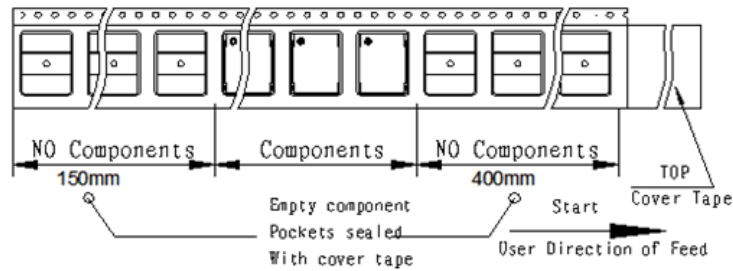
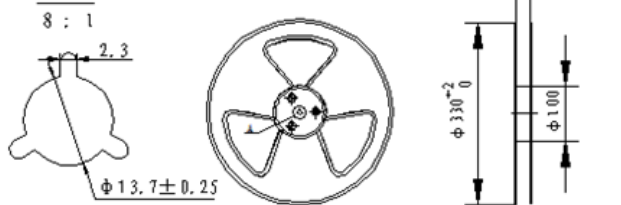


Packaging



NOTE:

1. 10 sprocket hole pitch cumulative tolerance $\pm 0.2\text{mm}$.
2. All dimensions meet ETA-481-D requirements.
3. Thickness: $0.3 \pm 0.05\text{mm}$.
4. Component loaded per 13" reel: 750 pcs.



NOTES:

1. 750 PCS per box
2. Total 10 boxes per carton
3. Total 7500 PCS carton

Specifications Revisions

Revision	Description	Date
-	Released from Engineering	3/30/20

Note:

1. Unless otherwise specified:
 - A. All dimensions are in millimeters.
 - B. Default tolerances are $\pm 0.5\text{mm}$ and angles are $\pm 3^\circ$.
2. Specifications subject to change or withdrawal without notice.