


## PCB terminal block - MKDSNB 1,5/ 4-5,08 - 1717512

Please be informed that the data shown in this PDF Document is generated from our Online Catalog. Please find the complete data in the user's documentation. Our General Terms of Use for Downloads are valid (<http://phoenixcontact.com/download>)

PCB terminal block, Nominal current: 13.5 A, Nom. voltage: 400 V, Pitch: 5.08 mm, Number of positions: 4, Connection method: Screw connection, Mounting: Soldering, Conductor/PCB connection direction: 0 °, Color: green

### Key commercial data

Packing unit	1 pc
GTIN	 4 017918 024444
Weight per Piece (excluding packing)	4.19 GRM
Custom tariff number	85369010
Country of origin	Germany

### Technical data

#### Dimensions

Length	8.1 mm
Pitch	5.08 mm
Dimension a	15.24 mm
Pin dimensions	0,5 x 1 mm
Pin spacing	5.08 mm
Hole diameter	1.3 mm

#### General

Range of articles	MKDSNB 1,5
Insulating material group	I
Rated surge voltage (III/3)	4 kV
Rated surge voltage (III/2)	4 kV
Rated surge voltage (II/2)	4 kV
Rated voltage (III/3)	250 V
Rated voltage (III/2)	400 V
Rated voltage (II/2)	630 V
Connection in acc. with standard	EN-VDE
Nominal current $I_N$	13.5 A
Nominal cross section	1.5 mm <sup>2</sup>
Maximum load current	13.5 A

# PCB terminal block - MKDSNB 1,5/ 4-5,08 - 1717512

## Technical data

### General

Insulating material	PA
Solder pin surface	Sn
Inflammability class according to UL 94	V0
Internal cylindrical gage	A1
Stripping length	6 mm
Number of positions	4
Screw thread	M3
Tightening torque, min	0.5 Nm
Tightening torque max	0.6 Nm

### Connection data

Conductor cross section solid min.	0.14 mm <sup>2</sup>
Conductor cross section solid max.	1.5 mm <sup>2</sup>
Conductor cross section stranded min.	0.14 mm <sup>2</sup>
Conductor cross section stranded max.	1.5 mm <sup>2</sup>
Conductor cross section stranded, with ferrule without plastic sleeve min.	0.25 mm <sup>2</sup>
Conductor cross section stranded, with ferrule without plastic sleeve max.	1.5 mm <sup>2</sup>
Conductor cross section stranded, with ferrule with plastic sleeve min.	0.25 mm <sup>2</sup>
Conductor cross section stranded, with ferrule with plastic sleeve max.	1.5 mm <sup>2</sup>
Conductor cross section AWG/kcmil min.	26
Conductor cross section AWG/kcmil max	16
2 conductors with same cross section, solid min.	0.14 mm <sup>2</sup>
2 conductors with same cross section, solid max.	0.75 mm <sup>2</sup>
2 conductors with same cross section, stranded min.	0.14 mm <sup>2</sup>
2 conductors with same cross section, stranded max.	0.75 mm <sup>2</sup>
2 conductors with same cross section, stranded, ferrules without plastic sleeve, min.	0.25 mm <sup>2</sup>
2 conductors with same cross section, stranded, ferrules without plastic sleeve, max.	0.5 mm <sup>2</sup>
2 conductors with same cross section, stranded, TWIN ferrules with plastic sleeve, min.	0.5 mm <sup>2</sup>
2 conductors with same cross section, stranded, TWIN ferrules with plastic sleeve, max.	1 mm <sup>2</sup>

## Classifications

### eCl@ss

eCl@ss 4.0	27141109
eCl@ss 4.1	27141109

# PCB terminal block - MKDSNB 1,5/ 4-5,08 - 1717512

## Classifications

### eCl@ss

eCl@ss 5.0	27141190
eCl@ss 5.1	27141190
eCl@ss 6.0	27261101
eCl@ss 7.0	27440401
eCl@ss 8.0	27440401

### ETIM

ETIM 3.0	EC001121
ETIM 4.0	EC002643
ETIM 5.0	EC002643

### UNSPSC

UNSPSC 6.01	30211801
UNSPSC 7.0901	39121432
UNSPSC 11	39121432
UNSPSC 12.01	39121432
UNSPSC 13.2	39121432

## Approvals

### Approvals

---

#### Approvals

CSA / UL Recognized / cUL Recognized / GOST / GOST / cULus Recognized

---

#### Ex Approvals

---

#### Approvals submitted

---


### Approval details


CSA	
mm <sup>2</sup> /AWG/kcmil	28-14

## PCB terminal block - MKDSNB 1,5/ 4-5,08 - 1717512

### Approvals


Nominal current I <sub>N</sub>	10 A
Nominal voltage U <sub>N</sub>	300 V

UL Recognized 	
mm <sup>2</sup> /AWG/kcmil	30-14
Nominal current I <sub>N</sub>	10 A
Nominal voltage U <sub>N</sub>	300 V

cUL Recognized 	
mm <sup>2</sup> /AWG/kcmil	30-14
Nominal current I <sub>N</sub>	10 A
Nominal voltage U <sub>N</sub>	300 V

GOST 	
--	--

GOST 	
--	--

cULus Recognized 	
--	--