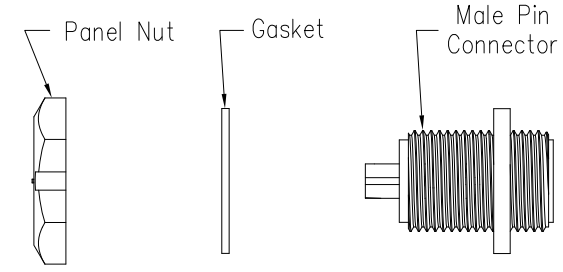
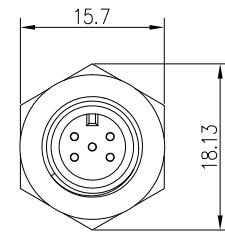
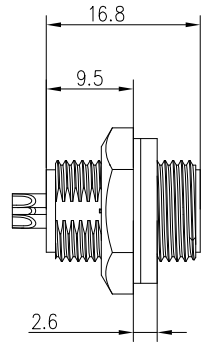
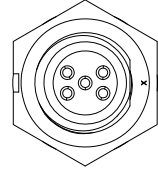
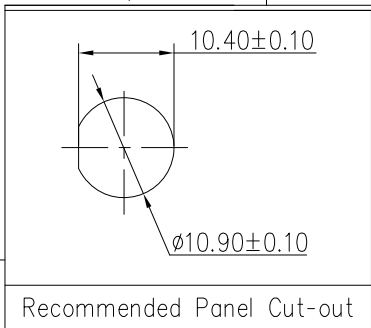
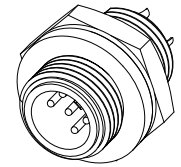
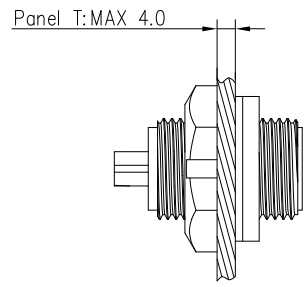


THIS INFORMATION IS CONFIDENTIAL AND IS DISCLOSED TO YOU ON CONDITION THAT NO FURTHER DISCLOSURE IS MADE BY YOU TO OTHER THAN CHOGORI PERSONNEL WITHOUT AUTHORIZATION FROM CHOGORI CORP.

REV.	ECN NO.	DESCRIPTION	SIGN	DATE
C1	N/A	INITIAL DRAWING	Victory	2020/04/20



21XXX515-03
 Pin Number



7 Pin	8 Pin
P/N: 21007515-03	P/N: 21008515-03
5 Pin	6 Pin
P/N: 21005515-03	P/N: 21006515-03
Pin Assignments Front View	

- Specification:
- 1.Operation Temperature: -45°C~105°C.
 - 2.Insulation Resistance:100MΩ at DC 500V.
 - 3.Contact Resistance:<10mΩ .
 - 4.Withstand Voltage:1300V AC.
 - 5.Operating Current:2A.
 - 6.Operating Voltage:AC 50V.
 - 7.Waterproof Rate:IP67(Mated).
 - 8.Connector:Nylon+GF, Black.
 - 9.Panel Nut:Nylon, Black.
 - 10.Gasket:Silicon, Gray.
 - 11.Male Pin:Copper Alloy,Gold Plated.
 - 12.Torque Rate:0.5~0.7N ·m.
 - 13.RoHS Compliant.
 - 14.UL Compliant.
 - 15.Mating Cap P/N: 806-00028-00

UNIT:mm		DESCRIPTION Mini Series Screw Type Rear Mount With Male Pin	CHOGORI [®]	PART NO 21XXX515-03	DRAWN BY Victory	DATE 2020/04/20
TOLERANCE .X ±0.25 .XX ±0.15 .XXX ±0.05 ANGLES ±1°	SCALE: 4:5	SHEET 1 OF 1		DWG NO	CHECKED BY Ivan	DATE 2020/04/20
REV. C1	SIZE A4	* :Inspection Item		CUSTOMER	APPROVED BY Panson	DATE 2020/04/20