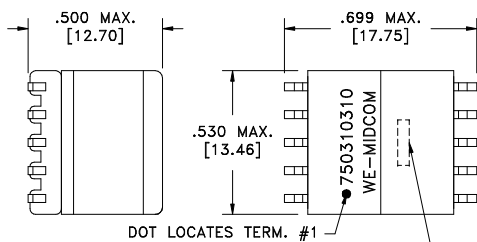
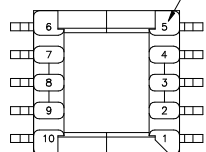


CUSTOMER TERMINAL	RoHS	LEAD(Pb)-FREE
Sn96%, Ag4%	Yes	Yes

more than you expect

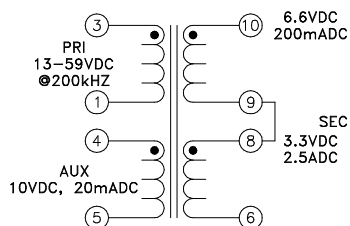


TERM. NO.'s FOR REF. ONLY



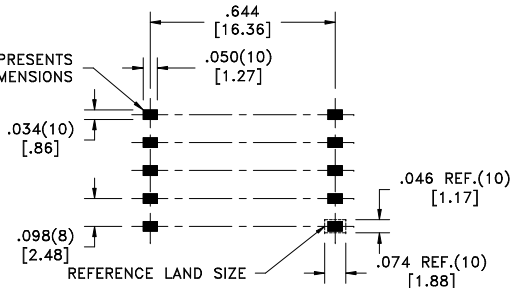
DOT LOCATES TERM. #1

LOT CODE & DATE CODE



Customer to tie terminals 8+9 internally on PC board

AREA REPRESENTS TERMINAL PAD DIMENSIONS



REFERENCE LAND SIZE

CUSTOMER TO DETERMINE LAND LAYOUT

ELECTRICAL SPECIFICATIONS @ 25°C unless otherwise noted:

PARAMETER	TEST CONDITIONS	VALUE
D.C. RESISTANCE	3-1 @20°C	0.062 ohms ±20%
D.C. RESISTANCE	4-5 @20°C	0.425 ohms ±20%
D.C. RESISTANCE	8-6 @20°C	0.006 ohms ±20%
D.C. RESISTANCE	10-9 @20°C	0.055 ohms ±20%
INDUCTANCE	3-1 100kHz, 100mVAC, Ls	37uH ±10%
LEAKAGE INDUCTANCE	3-1 tie(6+8), 100kHz, 100mVAC, Ls	5uH max.
DIELECTRIC	3-8 1500VAC, 1 second	-
DIELECTRIC	3-10 1500VAC, 1 second	-
DIELECTRIC	4-8 1500VAC, 1 second	-
DIELECTRIC	4-10 1500VAC, 1 second	-
DIELECTRIC	3-4 500VDC, 1 second	-
URNS RATIO	(3-1):(8-6)	5.25:1, ±2%
URNS RATIO	(3-1):(10-6), tie(8+9)	2.63:1, ±2%
URNS RATIO	(3-1):(4-5)	1.91:1, ±2%

GENERAL SPECIFICATIONS:

OPERATING TEMPERATURE RANGE: -40°C to +125°C.

DETAILS SUBJECT TO CHANGE

REV.	DATE	Packaging Specifications Method: Tape & Reel PKG-0499 www.midcom-inc.com		Tolerances unless otherwise specified: Angles: ±1°      Decimals: ±.005 [.13] Fractions: ±1/64      Footprint: ±.005 [.13]	DRAWING TITLE <b>TRANSFORMER</b>	PART NO. <b>750310310</b>
6B	2/08			This drawing is dual dimensioned. Dimensions in brackets are in millimeters.	eiSos p/n: 750310310	SPECIFICATION SHEET 1 OF 1
6A	12/07	SEE REVISION SHEET FOR REVISION LEVEL				

