



Date: June 28, 2022

PCN No#: 062822-1

PCN Title: Additional new wafer source for MC7252KDW-TP

Dear Customer:

This is an announcement of change(s) to products that are currently being offered by Micro Commercial Components Corp(MCC) .We request that you acknowledge receipt of this notification within 30 days of the date of this PCN. Please refer to the implementation date of this change as it is stated in the attached PCN form. Please contact your local sales representative to acknowledge receipt of this PCN.

If you have any questions about PCN's products, please contact your local sales representative.

Sincerely,

MCC PCN Team

PRODUCT CHANGE NOTICE

Notification Date	Implementation Date	Effective Date Code	Change Type	PCN No
June 28, 2022	June 28, 2022	2226	Major	062822-1
TITLE				
Additional new wafer source for MC7252KDW-TP				
DESCRIPTION OF CHANGE				
To solve our delivery issue of MC7252KDW-TP, MCC will add a new wafer source, the change will not affect any reliability of the parts.				
IMPACT				
No change product performance. Table A: Appearance comparison ;Table B: Dimension Comparison;Table C: Typ.FT Data				
PRODUCTS AFFECTED				
MC7252KDW-TP				
WEB LINKS				
Terms And Conditions:	https://www.mccsemi.com/Home/TermsAndConditions			
For More Information Contact:	https://www.mccsemi.com/Contact/Index			
Products:	https://www.mccsemi.com/ProductCategories			
DISCLAIMER				
Unless a MCC Sales representative is contacted in writing within 30 days of the posting of this notice, all changes described in this announcement are considered approved.				

Table A - Appearance comparison





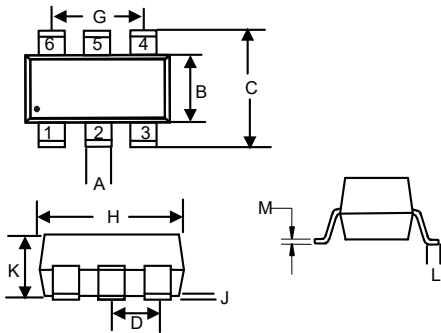
Product	Item	Current	New
MC7252KDW-TP	Marking		
	X-Ray		

Table B - Dimension Comparison

SOT-363



DIM	DIMENSIONS				NOTE		
	INCHES		MM			Current	New
	MIN	MAX	MIN	MAX		Typ	Typ
A	0.006	0.014	0.15	0.35		0.24	0.27
B	0.045	0.053	1.15	1.35		1.20	1.27
C	0.079	0.096	2.00	2.45		2.26	2.37
D	0.026		0.65		Typ.	0.63	0.64
G	0.047	0.055	1.20	1.40		1.28	1.30
H	0.071	0.087	1.80	2.20		2.12	2.04
J	-----	0.004	-----	0.10		0.05	0.06
K	0.031	0.043	0.80	1.10		0.94	0.95
L	0.010	0.018	0.26	0.46		0.30	0.35
M	0.003	0.006	0.08	0.15		0.11	0.14

Table C - Typ.FT Data

Parameter	Test Conditions	Spec	Current (Typ.)	New(Typ.)	Unit
$V_{(BR)DSS}$	$V_{GS}=0V, I_D=250\mu A/-250\mu A$	60/-50	76.1/-65	65.9/-67.2	V
$R_{DS(on)}$	$V_{GS}=10V/-10V, I_D=0.5A/-0.1A$	1.3/4.1	1.52/1.82	1.71/2.23	Ω
$V_{GS(th)}$	$V_{DS}=V_{GS}, I_D=250\mu A/-250\mu A$	1~2.5/-0.9~-2	1.38/-1.39	1.42/-1.36	V
V_{SD}	$V_{GS}=0V, I_S=0.3A/-0.18A$	1.5/-2.2	0.88/-0.86	0.9/-0.95	V



Micro Commercial Components

Reliability Report

Part Number:MC7252KDW-TP

Date: 2022-05-17

Test Results

Test Item	Conditions	Duration	Quantity	Rejects
TEST Pre- and Post-Stress Electrical Test	T _a = 25 °C	N/A	all parts	see below
PC Preconditioning	JESD22A-113 Bake T _a = 125 °C Soak T _a = 85 °C, RH = 85%Reflow soldering	24 hours 168 hours 3 cycles	308Pcs	0
HTRB High Temperature Reverse Bias	JESD22-A108 T _j = T _{jmax} , V _R > 80% VDSS	1000 hours	77Pcs	0
TC Temperature Cycling	JESD22-A104 -55 °C to T _{jmax}	1000 cycles	77Pcs	0
AC Autoclave	JESD22-A102 T _a = 121 °C, RH = 100 % Pressure = 2atm	96 hours	77Pcs	0
H3TRB High Humidity High Temperature Reverse Bias	JESD22-A101 T _a = 85 °C, RH = 85%, V _R > 80 % VDSS	1000 hours	77Pcs	0
IOL Intermittent Operating Life	MIL-STD-750 Method 1037 t _{on} = t _{off} , devices powered to insure ΔT _j = 100 °C for 15000 cycles	1000 hours	77Pcs	0
RSH Resistance to Solder Heat	JESD22-A111 / JESD22-B106 260 °C (+5,-0) °C	10 s	77Pcs	0
SD Solderability	J-STD-002 245 °C ± 5 °C	3 s	77Pcs	0
LTSL Low Temperature Storage Life	JESD22-A119 T _a ≤ -55 °C	1000 hours	77Pcs	0
HTSL High Temperature Storage Life	JESD22-A103 T _a ≥ 150 °C	1000 hours	77Pcs	0
HTGB High Temperature Gate Bias	JESD22-A108 150 °C , 100% VGS	1000 hours	77Pcs	0