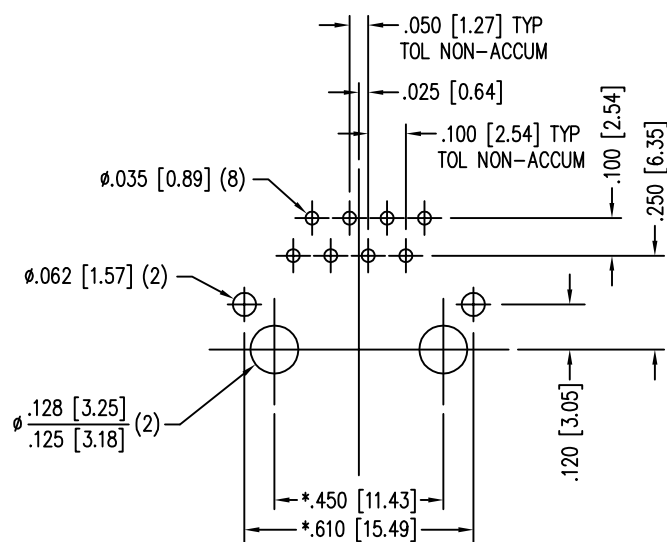
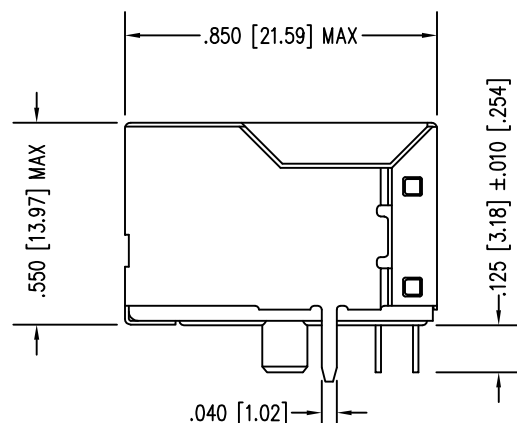
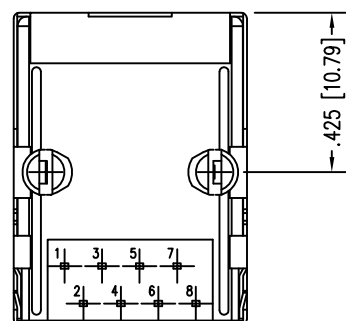
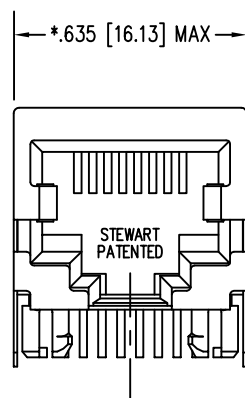
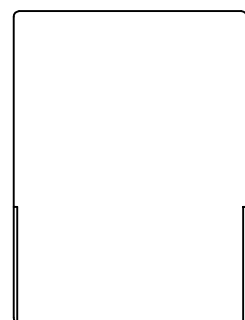


DATE	REV	ECN	APP'D. BY
3-28-16	A6	10641	TRM
10-28-16	A7	10806	TRM

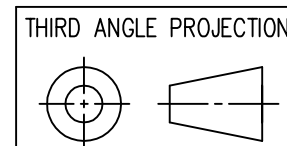


P.C.B. RECOMMENDED HOLE LAYOUT
 SEEN FROM COMPONENT SIDE
 TOLERANCE ±.003 [0.08] UNLESS OTHERWISE SPECIFIED

NOTES:

- CONNECTOR MATERIALS:
 HOUSING: THERMOPLASTIC UL94 V-0
 CONTACTS/SHIELD: COPPER ALLOY
 SHIELD PLATING: NICKEL OR TIN
 CONTACT PLATING: SELECTIVE GOLD IN CONTACT AREA
 SEE CHART FOR PART NUMBER
- FOR PRODUCT SPECIFICATIONS SEE PR022-01.
- DIMENSIONS AND TOLERANCES COMPLY WITH TIA-1096 STANDARD.

30 MICRO-INCHES [0.76um]	SS-7288SFR1-A-NF
CONTACT PLATING IN MATING AREA	PART NUMBER



1118 Susquehanna Trail South
 Glen Rock, PA 17327-9199
 (717) 235-7512
<http://www.stewartconnector.com>

DO NOT SCALE DRAWING
 DRAWING IS SUBJECT TO
 CHANGE WITHOUT NOTICE

TITLE: EIGHT CONTACT, EIGHT POSTION, SHIELDED FILTER JACK
 FERRITE INSERT, NON-FLANGE

DIMENSIONS: INCHES [METRIC]
 UNLESS OTHERWISE SPECIFIED
 TOLERANCES ARE ±.005 [0.13]
 ANGLES ARE ± 1°

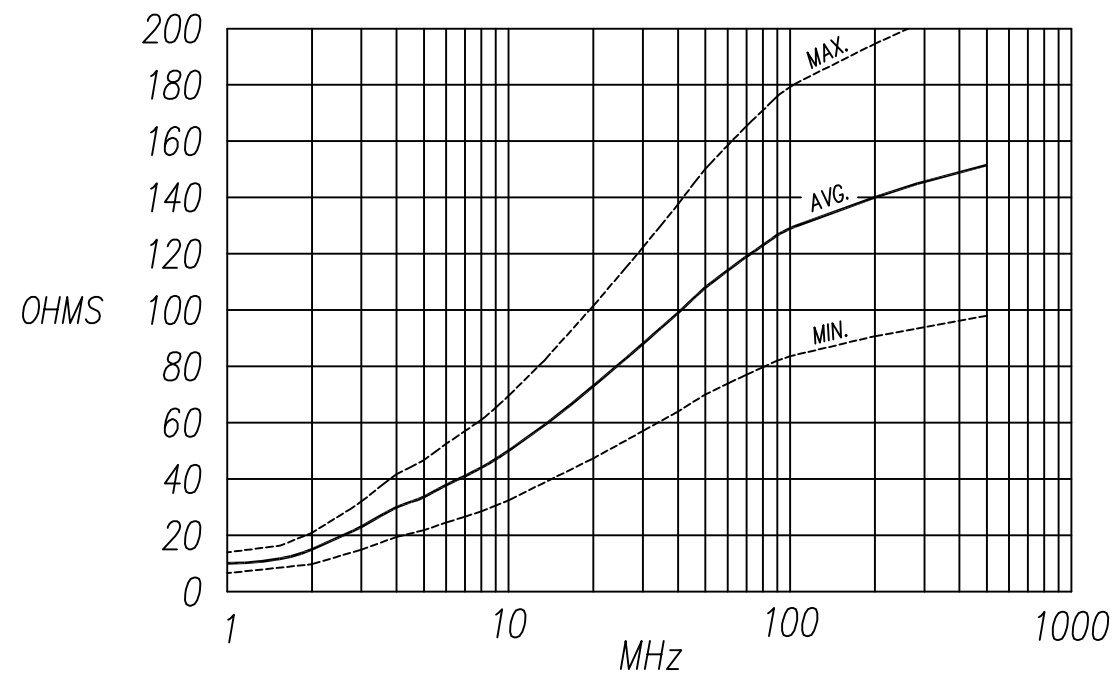
THIS DRAWING AND THE SUBJECT MATTER SHOWN THEREON
 ARE CONFIDENTIAL AND THE PROPRIETARY PROPERTY OF
 STEWART CONNECTOR AND SHALL NOT BE REPRODUCED,
 COPIED, OR USED IN ANY MANNER WITHOUT PRIOR WRITTEN
 CONSENT OF STEWART CONNECTOR. ONE OR MORE U.S. PATENTS
 MAY APPLY TO THIS PRODUCT. FOR DETAILS, PLEASE
 VISIT: [HTTP://BELFUSE.COM/STEWART/STEWART_PATENTS/](http://BELFUSE.COM/STEWART/STEWART_PATENTS/)

DRN BY:	KRL	DATE	2/2/06
APPD BY:	JM	DATE	2-3-06
DWG NO.	CT720001	REV.	A7

SHEET NO. 1 OF 2



FERRITE MATERIAL CHARACTERISTICS			
FERRITE MATERIAL DESIGNATION	NOISE SUPPRESSION RANGE	INITIAL PERMEABILITY @ B < 10 gauss	VOLUME RESISTIVITY OHM-CM.
FR1	30 MHz TO 200 MHz	500 TO 1500	$\geq 10^8$



IMPEDANCE CURVE for 7288FR1 INSERT

— AVERAGE IMPEDANCE CURVE
 - - - - - MAX. & MIN. IMPEDANCE CURVES

NOTE:

MAXIMUM AND MINIMUM IMPEDANCE VALUES ARE DEPENDENT ON:
 1) HOLE POSITION WITHIN THE INSERT'S GEOMETRY, AND
 2) FERRITE MATERIAL'S IMPEDANCE VALUE TOLERANCE OF $\pm 25\%$.



THIRD ANGLE PROJECTION 		1118 Susquehanna Trail South Glen Rock, PA 17327-9199 (717) 235-7512 http://www.stewartconnector.com
DO NOT SCALE DRAWING DRAWING IS SUBJECT TO CHANGE WITHOUT NOTICE	TITLE: EIGHT CONTACT, EIGHT POSTION, SHIELDED FILTER JACK FERRITE INSERT, NON-FLANGE	
DIMENSIONS: INCHES [METRIC] UNLESS OTHERWISE SPECIFIED TOLERANCES ARE ± 0.05 [0.13] ANGLES ARE $\pm 1^\circ$	THIS DRAWING AND THE SUBJECT MATTER SHOWN THEREON ARE CONFIDENTIAL AND THE PROPRIETARY PROPERTY OF STEWART CONNECTOR AND SHALL NOT BE REPRODUCED, COPIED, OR USED IN ANY MANNER WITHOUT PRIOR WRITTEN CONSENT OF STEWART CONNECTOR. ONE OR MORE U.S. PATENTS MAY APPLY TO THIS PRODUCT. FOR DETAILS, PLEASE VISIT: HTTP://BELFUSE.COM/STEWART/STEWART_PATENTS/	DRN BY: KRL DATE 2/2/06 APPD BY: JM DATE 2-3-05 DWG NO. CT720001 REV. A7
SHEET NO. 2 OF 2		