

## Data sheet | Item number: 787-1635/000-070

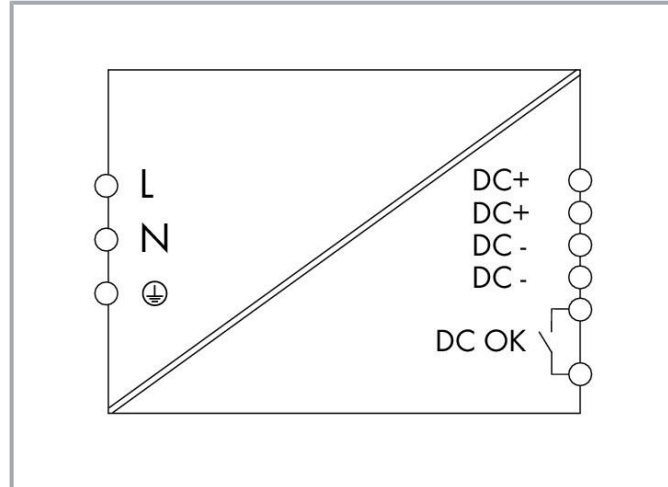
Switched-mode power supply; Classic; 1-phase; 48 VDC output voltage; 10 A output current; TopBoost; DC OK contact

[www.wago.com/787-1635/000-070](http://www.wago.com/787-1635/000-070)



**i** Picture differs from the item.

Similar to picture



## Item description

### Features:

- Switched-mode power supply
- Natural convection cooling when horizontally mounted
- Encapsulated for use in control cabinets
- DC OK contact
- Suitable for both parallel and series operation
- Electrically isolated output voltage (SELV) per UL 60950-1; PELV per EN 60204
- Coated PCBs (with Bectron PL 1104 or Voltatex 2010), resistant to flowing mixed gas per ISA S71.04:1985, G3 Group A

## Data

### Technical data

Subject to changes. Please also observe the further product documentation!

WAGO GmbH & Co. KG  
Hansastr. 27  
32423 Minden  
Phone: +49571 887-0 | Fax: +49571 887-169  
Email: [info.de@wago.com](mailto:info.de@wago.com) | Web: [www.wago.com](http://www.wago.com)

Do you have any questions about our products?  
We are always happy to take your call at +49 (571) 887-44222.



## Input

Phases	1
Nominal input voltage $U_{i\text{ nom}}$	1 x AC 100 ... 240 V
Input voltage range	1 x AC 85 ... 264 V; DC 120 ... 300 V
Input voltage derating	-2.5 %/V (< 100 VAC)
Nominal mains frequency range	44 ... 66 Hz; 0 Hz
Input current $I_i$	$\leq 2.23$ A (230 VAC); $\leq 5.56$ A (100 VAC)
Inrush current	$\leq 30$ A
Power factor correction (PFC)	Active
Mains failure hold-up time	$\geq 20$ ms (230 VAC); $\geq 20$ ms (100 VAC)

## Output

Nominal output voltage $U_{o\text{ nom}}$	DC 48 V (SELV)
Output voltage range	DC 40 ... 56 V (adjustable)
Nominal output current $I_{o\text{ nom}}$	10 A (48 VDC)
Nominal output power	480 W
Residual ripple	$\leq 80$ mV (peak-to-peak)
Current limitation	$1.1 \times I_{o\text{ nom}}$ (typ.)
Overload behavior	Constant current

## Signaling and Communication

Signaling	1 x LED DC OK (green)
Operation status indicator	Green LED ( $U_o$ )

## Efficiency/power losses

Power loss $P_l$	$\leq 11.7$ W; $\leq 36.3$ W (230 VAC; nominal load)
Power loss (max.) $P_{l\text{ (max.)}}$	64.9 W (100 VAC / 48 VDC; 10 A)
Efficiency (typ.)	93 %

## Circuit protection

Internal fuse	T 10 A / 250 VAC
Backup fusing (required)	An external DC fuse is required for the DC input voltage.
Backup fusing (recommended)	Circuit breaker: 10 A, 16 A; Tripping characteristic: B or C

Subject to changes. Please also observe the further product documentation!

## Safety and protection

Isolation voltage (sec.-PE)	DC 0.7 kV
Protection class	I
Protection type	IP20; per EN 60529
Overvoltage category	II
Pollution degree	2
Transient suppression (primary)	Varistor
Overvoltage protection; secondary	Internal protective circuit ≤ 60 VDC (in the event of a fault)
Short-circuit-protected	Yes
Open-circuit-proof	Yes
Parallel operation	Yes
Series operation	Yes
MTBF	> 500,000 h (per IEC 61709)

## Connection data

Connection type 1	Input/signaling
Connection technology	CAGE CLAMP®
WAGO connector	WAGO 721 Series
Solid conductor	0.08 ... 2.5 mm <sup>2</sup> / 28 ... 12 AWG
Fine-stranded conductor	0.08 ... 2.5 mm <sup>2</sup> / 28 ... 12 AWG
Strip length	8 ... 9 mm / 0.31 ... 0.35 inches
Connection type 2	Output
Connection technology 2	Push-in CAGE CLAMP®
WAGO connector 2	WAGO 831 Series
Solid conductor 2	0.5 ... 10 mm <sup>2</sup> / 20 ... 8 AWG
Fine-stranded conductor 2	0.5 ... 10 mm <sup>2</sup> / 20 ... 8 AWG
Strip length 2	13 ... 15 mm / 0.51 ... 0.59 inches

## Physical data

Width	95 mm / 3.74 inches
Height	127 mm / 5 inches
Depth from upper-edge of DIN-rail	170 mm / 6.693 inches

Subject to changes. Please also observe the further product documentation!



## Mechanical Data

Mounting type	DIN-35 rail
---------------	-------------

## Material Data

Fire load	0.797 MJ
Weight	1600 g

## Environmental requirements

Ambient temperature (operation)	-25 ... +70 °C (Device starts at -40 °C (type-tested))
Ambient temperature (storage)	-25 ... +85 °C
Relative humidity	5 ... 96 % (no condensation permissible)
Derating	-5 %/K (> 60 °C, 196... 264 VAC); -2.5 %/K (> 50 °C, 85 ... 195 VAC)

## Standards and specifications

Conformity marking	CE
Standards/specifications	EN 61010-1 EN 61010-2-201 EN 61204-3 UL 60950-1 UL 508

## Commercial data

ETIM 8.0	EC002540
ETIM 7.0	EC002540
PU (SPU)	1 pcs
Packaging type	box
Country of origin	DE
GTIN	4055143752732
Customs tariff number	85044083900


## Environmental Product Compliance

RoHS Compliance Status	Compliant, No Exemption
------------------------	-------------------------


## Approvals / Certificates

### General approvals

Subject to changes. Please also observe the further product documentation!

Logo	Approval	Additional Approval Text	Certificate name
	EAC Brjansker Zertifizierungsstelle	TP TC 004/2011, TP TC 020/2011	EAC RU C-DE.AM02.B. 00089_19

## Declarations of conformity and manufacturer's declarations

Logo	Approval	Additional Approval Text	Certificate name
	EU-Declaration of Conformity WAGO GmbH & Co. KG	-	-

## Optional accessories

## Mounting adapter

DIN-rail adapter



Item no.: 787-897/000-010

Carrier rail adapter made of zinc die-cast; horizontal mounting of 787-16xx (TS35)

[www.wago.com/787-897/000-010](http://www.wago.com/787-897/000-010)

## Tool

Operating tool



Item no.: 210-721

Operating tool; Blade: 5.5 x 0.8 mm; with a partially insulated shaft; multicoloured

[www.wago.com/210-721](http://www.wago.com/210-721)

Item no.: 210-769

SCREWDRIVER; green

[www.wago.com/210-769](http://www.wago.com/210-769)

Item no.: 210-720

Operating tool; Blade: 3.5 x 0.5 mm; with a partially insulated shaft; multicoloured

[www.wago.com/210-720](http://www.wago.com/210-720)

## Marking accessories

Marking strip



Item no.: 2009-110

Marking strips; for Smart Printer; on reel; not stretchable; plain; snap-on type; white

[www.wago.com/2009-110](http://www.wago.com/2009-110)

Subject to changes. Please also observe the further product documentation!

WAGO GmbH &amp; Co. KG

Hansastr. 27








32423 Minden

Phone: +49571 887-0 | Fax: +49571 887-169

Email: [info.de@wago.com](mailto:info.de@wago.com) | Web: [www.wago.com](http://www.wago.com)

Do you have any questions about our products?

We are always happy to take your call at +49 (571) 887-44222.

	<b>Item no.: 210-831</b> Marking strips; on reel; 2.3 mm wide; plain; Self-adhesive; white	<a href="http://www.wago.com/210-831">www.wago.com/210-831</a>
	<b>Item no.: 210-832</b> Marking strips; on reel; 3 mm wide; plain; Self-adhesive; white	<a href="http://www.wago.com/210-832">www.wago.com/210-832</a>
<b>Marker</b>		
	<b>Item no.: 2009-145</b> Mini-WSB Inline; for Smart Printer; 1700 pieces on roll; stretchable 5 - 5.2 mm; plain; snap-on type; white	<a href="http://www.wago.com/2009-145">www.wago.com/2009-145</a>
	<b>Item no.: 2009-115</b> WMB-Inline; for Smart Printer; 1500 pieces on roll; stretchable 5 - 5.2 mm; plain; snap-on type; white	<a href="http://www.wago.com/2009-115">www.wago.com/2009-115</a>
	<b>Item no.: 248-501</b> Mini-WSB marking card; as card; not stretchable; plain; snap-on type; white	<a href="http://www.wago.com/248-501">www.wago.com/248-501</a>
	<b>Item no.: 793-501</b> WMB marking card; as card; not stretchable; plain; snap-on type; white	<a href="http://www.wago.com/793-501">www.wago.com/793-501</a>
	<b>Item no.: 793-5501</b> WMB marking card; as card; for terminal block width 5 - 17.5 mm; stretchable 5 - 5.2 mm; plain; snap-on type; white	<a href="http://www.wago.com/793-5501">www.wago.com/793-5501</a>

## Downloads

### Documentation

#### Bid Text

787-1635/000-070 X81 - Datei	2019 Jul 4	xml 7.4 kB	Download
787-1635/000-070 docx - Datei	2019 Jun 4	docx 21.8 kB	Download

#### Additional Information

Disposal and Recycling Electrical and electronic equipment, Batteries, Packaging	V 1.1.0 2022 Aug 18	pdf 2.2 MB	Download
---	------------------------	---------------	----------

## Engineering-Software

### Configuration and Commissioning Software

WAGO Line Length Calculation	1.3.5	exe	Download
------------------------------	-------	-----	----------

Subject to changes. Please also observe the further product documentation!



Die WAGO Leitungslaengenrechnung hilft bei der Planung der sekundärseitigen Absicherung von Leitungen an WAGO Stromversorgungen Pro (787-8xx) und Classic (787-16xx). Nach Auswahl eines Netzgerätes kann der gewünschte Leitungsquerschnitt und der zugehörige Leitungsschutzschalter ausgewählt werden. Das Software-Werkzeug berechnet dann die maximale Leitungslänge, bei der die Absicherung unter Berücksichtigung der Leitungs- und Übergangswiderstände ordnungsgemäß funktioniert. Die Auswahl einer Grundlast kann vom Anwender vorgenommen werden.

2019 Dec 9

337.4 kB

## Environmental Product Compliance

### Compliance Search

Environmental Product Compliance 787-1635/000-070

[URL](#)

[Download](#)

Switched-mode power supply; Classic; 1-phase; 48 VDC output voltage; 10 A output current; TopBoost; DC OK contact

## Installation Notes

### Product family

#### Classic

EPSITRON® CLASSIC POWER: The Robust Power Supply – with Integrated TopBoost (Optional)

[Show all products from the family](#)

Subject to changes. Please also observe the further product documentation!

WAGO GmbH & Co. KG

Hansastr. 27

32423 Minden

Phone: +49571 887-0 | Fax: +49571 887-169

Email: [info.de@wago.com](mailto:info.de@wago.com) | Web: [www.wago.com](http://www.wago.com)

Do you have any questions about our products?

We are always happy to take your call at +49 (571) 887-44222.