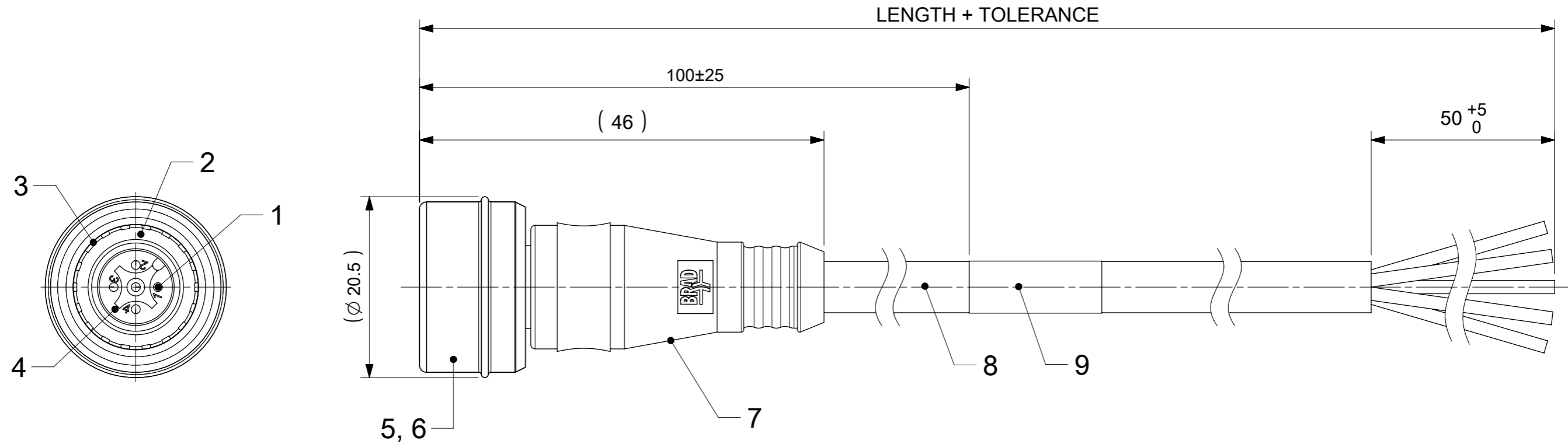


# MALE PLUG ULTRA LOCK U12 STRAIGHT

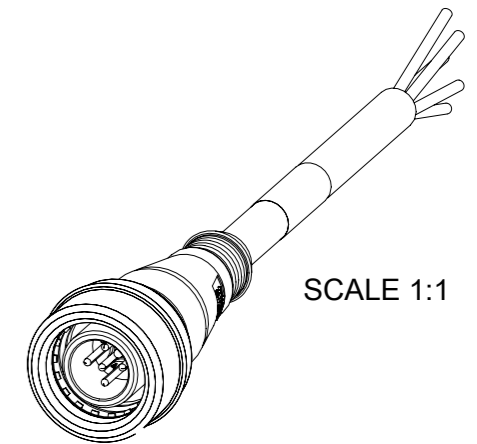


**NOTES:**

CURRENT RATING: 3-5 CONTACTS 4A  
 VOLTAGE RATING: 3-4 CONTACTS 250V  
 5 CONTACTS 60V  
 PROTECTION CLASS: IP 67/68/69K  
 TEMPERATURE: -25°C / +85°C

**CONTACTS POSITION FRONT VIEW:**

3 CONTACTS		4 CONTACTS		5 CONTACTS	
PIN	WIRE	PIN	WIRE	PIN	WIRE
1	BROWN	1	BROWN	1	BROWN
2	---	2	WHITE	2	WHITE
3	BLUE	3	BLUE	3	BLUE
4	BLACK	4	BLACK	4	BLACK
5	---	5	---	5	GREY
CODING ACCORDING TO IEC 61076-2-101					



FOR OPTIONS SEE - NUMERICAL CODE - ON SHEET 2

9	1	LABEL YELLOW	VINYL	---
8	-	CABLE	SEE SHEET 2	---
7	-	OVERMOULD BLACK	TPU	---
6	1	SLEEVE U12 INNER	BRASS	NICKEL
5	1	SLEEVE U12 OUTER	V4A	---
4	1	INSERT MALE BLACK	PUR	---
3	1	SPRING U12	V4A	---
2	1	ORING GREEN	FPM	---
1	3 / 4 / 5	CONTACT M12 MALE	BRASS	SELECTIVE GOLD OVER NICKEL
ITEM	QTY.	DESCRIPTION	MATERIAL	FINISH

FUNCTIONAL SYMBOLS $\nabla_A = 0$ $\nabla_E = 0$ $\nabla_F = 0$	THIS DRAWING CONTAINS INFORMATION THAT IS PROPRIETARY TO MOLEX ELECTRONIC TECHNOLOGIES, LLC AND SHOULD NOT BE USED WITHOUT WRITTEN PERMISSION	SCALE	 CSE U12 XP AC MA STR XM SE UNSH PRODUCT CUSTOMER DRAWING				
	DIMENSION UNITS	2:1					
	GENERAL TOLERANCES (UNLESS SPECIFIED)						
	ANGULAR TOL	± 1.0°					
DIVISIONAL SYMBOLS 4 PLACES ± 3 PLACES ± 2 PLACES ± 0.05 1 PLACE ± 0.3 0 PLACES ± 0.5	EC NO: 698441	2022/03/07	DOCUMENT NUMBER: 1200790273 DOC TYPE: PSD DOC PART: 000 REVISION: B1				
	DRWN: SSM	2022/03/08					
	CHK'D: RSILLER	2022/03/08					
	APPR: RSILLER	2022/03/08					
DRAFT WHERE APPLICABLE MUST REMAIN WITHIN DIMENSIONS		THIRD ANGLE PROJECTION	DRAWING	SERIES	MATERIAL NUMBER	CUSTOMER	SHEET NUMBER
			A3-SIZE	120079	SEE TABLE	GENERAL MARKET	1 OF 2

ENGINEERING NO. - NUMERICAL CODE (Available parts see PART LIST table. Other parts available upon request).

OPTIONS

W 0 X 0 0 6 X X X X X X X X

W0=U12  
Ultra Lock  
Single ended

Poles:  
3=3 Poles  
4=4 Poles  
5=5 Poles

Heads style:  
006=Plug Male Straight

Cable type: See Table


Units:  
M=Meter

Length  
Examples:  
005=0.5 units  
010=1 units  
100=10 units

Overmold color:  
Blank (Standard)=Black  
A=Grey / G=Black / Y=Yellow

Ultra Lock Assembly:  
Blank (Standard)=Brass, Ni Plated  
8=Stainless steel, EPDM oring

H= 2 pcs. of I/D Carrier PVC Transparent  
(Cables lxx & P82 always with  
2 pcs. of I/D Carrier)



CABLE INFORMATION (for more information see Cable Data Sheet).

CABLE TYPE	NO. OF WIRES	CROSS SECTION	CABLE JACKET	UL	CSA	STATIC: TEMP. / BENDING RADIUS	DYNAMIC: TEMP. / BENDING RADIUS	DRAG CHAIN	SHIELD
E03	3 / 4 / 5	0.34mm <sup>2</sup>	PVC BLACK	UL 2464/1729	C22.2 I/II A/B 80°/300V	-30°C to +80°C, 10xO.D.	-10°C to +80°C, 15xO.D.	-	-
H09	3 / 4 / 5	0.34mm <sup>2</sup>	PUR BLACK LS0H	UL 21198/10493	C22.2 I/II A/B 80°/300V	-40°C to +80°C, 5xO.D.	-25°C to +80°C, 10xO.D.	2 000 000 cycles, Temp max 60°C	-
P03	3 / 4 / 5	0.34mm <sup>2</sup>	PUR / PVC BLACK	-	-	-30°C to +80°C, 7xO.D.	-5°C to +80°C, 15xO.D.	-	-

PART LIST

No.	Molex P/N	Engineering no.	Cable Length	No.	Molex P/N	Engineering no.	Cable Length
1	1200200001	W04006E03M006	0.6m	21	1200798046	W05006H09M020	2m
2	1200790263	W04006E03M020	2m	22	1200798049	W03006H09M020	2m
3	1200790265	W04006E03M100	10m	23	1200798053	W04006H09M020	2m
4	1200790273	W05006E03M020	2m	24	1200798065	W05006P03M030	3m
5	1200790274	W05006E03M040	4m	25	1200798136	W04006P03M030	3m
6	1200790276	W05006E03M100	10m	26	1200798137	W04006P03M015	1.5m
7	1200795045	W05006E03M050	5m	27	1200795105	W03006E03M020	2m
8	1200795055	W05006P03M020	2m	28	1200798148	W03006E03M050	5m
9	1200795064	W04006P03M040	4m	29	1200798149	W03006E03M100	10m
10	1200795065	W04006P03M050	5m	30			
11	1200795066	W04006P03M060	6m	31			
12	1200795079	W05006P03M040	4m	32			
13	1200795080	W05006P03M050	5m	33			
14	1200795081	W05006P03M060	6m	34			
15	1200795082	W05006P03M100	10m	35			
16	1200795106	W03006P03M020	2m	36			
17	1200798003	W04006E03M050	5m	37			
18	1200798006	W04006P03M020	2m	38			
19	1200798011	W04006P03M100	10m	39			
20	1200798018	W04006E03M010	1m	40			

CABLE LENGTH TOLERANCES

OVER	UP TO AND INCLUDING	TOLERANCES
0	305mm	+19mm
305mm	915mm	+45mm
915mm	1830mm	+56mm
1830mm	3660mm	+89mm
3660mm	7320mm	+165mm
7320mm	14640mm	+317mm
14640mm	30500mm	+610mm
30500mm	>	+2% of finished length

FUNCTIONAL SYMBOLS	THIS DRAWING CONTAINS INFORMATION THAT IS PROPRIETARY TO MOLEX ELECTRONIC TECHNOLOGIES, LLC AND SHOULD NOT BE USED WITHOUT WRITTEN PERMISSION	SCALE	CURRENT REV DESC:	
	mm	1:1		
DIVISIONAL SYMBOLS	GENERAL TOLERANCES (UNLESS SPECIFIED)	EC NO: 698441		
	ANGULAR TOL ± 1.0°	DRWN: SSM 2022/03/07		
FUNCTIONAL SYMBOLS	4 PLACES ±	CHK'D: RSILLER 2022/03/08		
	3 PLACES ±	APPR: RSILLER 2022/03/08		
DIVISIONAL SYMBOLS	2 PLACES ± 0.05	INITIAL REVISION:		
	1 PLACE ± 0.3	DRWN: JMARSZALEK 2016/06/22		
FUNCTIONAL SYMBOLS	0 PLACES ± 0.5	APPR: RSILLER 2016/06/29		
	DRAFT WHERE APPLICABLE MUST REMAIN WITHIN DIMENSIONS	THIRD ANGLE PROJECTION	DRAWING	SERIES
			A3-SIZE	120079
DOCUMENT STATUS		DOCUMENT NUMBER	CUSTOMER	SHEET NUMBER
P1	RELEASE DATE 2022/03/08 15:22:47	1200790273	GENERAL MARKET	2 OF 2