

Adapter - SAC-4P-M 8MS-M12FS - 1519736

Please be informed that the data shown in this PDF Document is generated from our Online Catalog. Please find the complete data in the user's documentation. Our General Terms of Use for Downloads are valid (<http://phoenixcontact.com/download>)



Adapter, 4-position, Plug straight M8, A-coded, on Socket straight M12, A-coded



Key Commercial Data

Packing unit	5 pc
GTIN	
GTIN	4046356019927

Technical data

Ambient conditions

Ambient temperature (operation)	-25 °C ... 90 °C
Degree of protection	IP65/IP67

General

Rated current at 40°C	4 A
Rated voltage	30 V AC 30 V DC
Number of positions	4
Insulation resistance	≥ 100 MΩ
Coding	A - standard
Standards/regulations	M12 connector IEC 61076-2-101 M8 connector IEC 61076-2-104
Status display	No
Overvoltage category	II
Degree of pollution	3
Insertion/withdrawal cycles	≥ 100
Torque	0.4 Nm (M12 connector) 0.2 Nm (M8 connectors)

Adapter - SAC-4P-M 8MS-M12FS - 1519736

Technical data

Material

Flammability rating according to UL 94	HB
Contact material	CuSn
Contact surface material	Ni/Au
Contact carrier material	TPU GF
Material of grip body	TPU, hardly inflammable, self-extinguishing
Material, knurls	Zinc die-cast, nickel-plated
Sealing material	NBR

Standards and Regulations

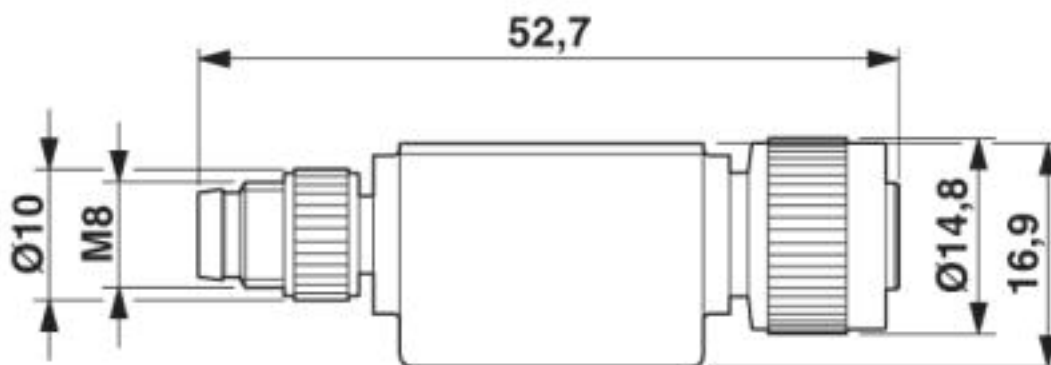
Standard designation	M12 connector
Standards/regulations	IEC 61076-2-101
Standard designation	M8 connector
Standards/regulations	IEC 61076-2-104
Flammability rating according to UL 94	HB

Environmental Product Compliance

	Lead 7439-92-1
China RoHS	Environmentally Friendly Use Period = 50
	For details about hazardous substances go to tab "Downloads", Category "Manufacturer's declaration"

Drawings


Dimensional drawing



M8/M12 adapter

Adapter - SAC-4P-M 8MS-M12FS - 1519736


Circuit diagram



Contact assignment of the M8/M12 adapter

Adapter - SAC-4P-M 8MS-M12FS - 1519736

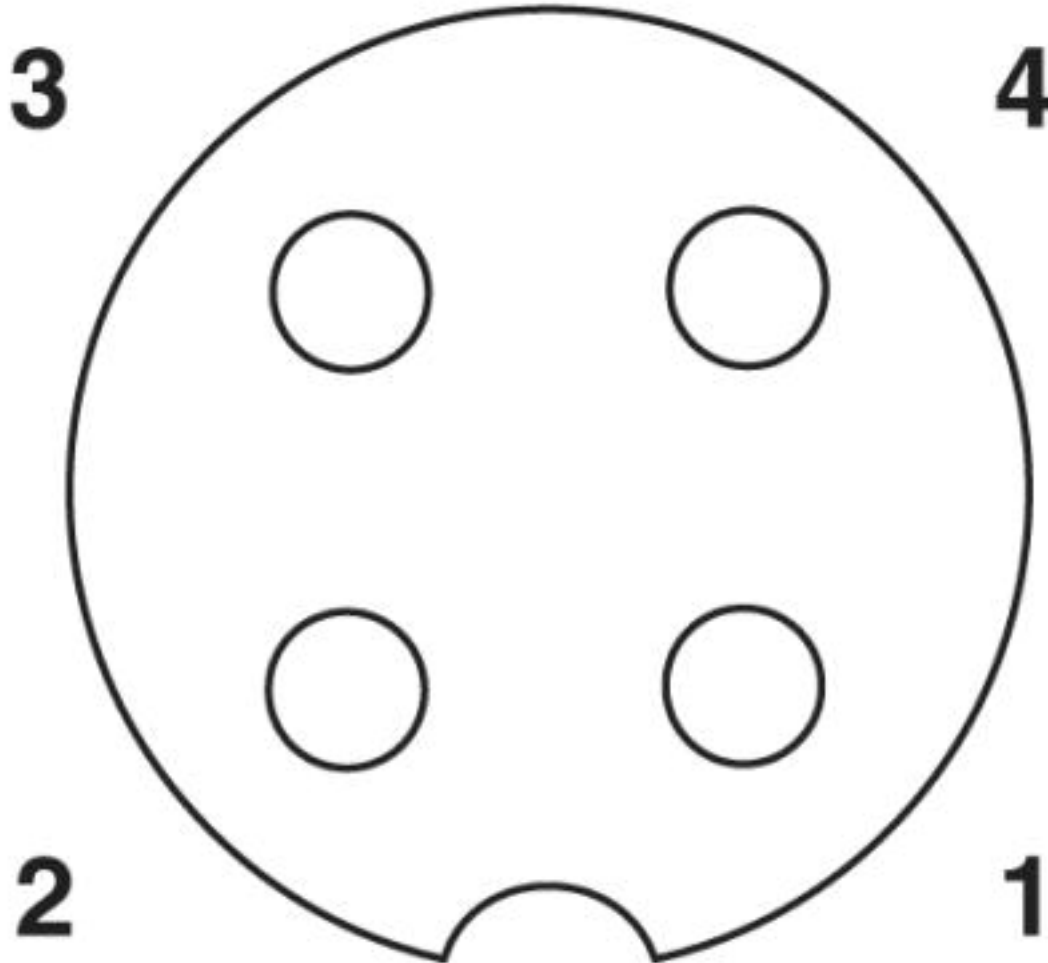
Schematic diagram



Pin assignment M8 plug, 4-pos., view male side

Adapter - SAC-4P-M 8MS-M12FS - 1519736

Schematic diagram



Pin assignment M12 socket, 4-pos., A-coded, view female side

Schematic diagram



Layout of connector pin assignments

Approvals

Approvals

Adapter - SAC-4P-M 8MS-M12FS - 1519736

Approvals

Approvals

UL Listed / cUL Listed / EAC / cULus Listed

Ex Approvals

Approval details

UL Listed		http://database.ul.com/cgi-bin/XYV/template/LISEXT/1FRAME/index.htm	FILE E 221474
Nominal voltage UN		30 V	
Nominal current IN		4 A	

cUL Listed		http://database.ul.com/cgi-bin/XYV/template/LISEXT/1FRAME/index.htm	FILE E 221474
Nominal voltage UN		30 V	
Nominal current IN		4 A	

EAC		RU C- DE.AI30.B.01102
-----	--	--------------------------

cULus Listed	
--------------	--

Phoenix Contact 2019 © - all rights reserved
<http://www.phoenixcontact.com>

PHOENIX CONTACT GmbH & Co. KG
Flachsmarktstr. 8
32825 Blomberg
Germany
Tel. +49 5235 300
Fax +49 5235 3 41200
<http://www.phoenixcontact.com>