

MEC8-DV SERIES

(0.80 mm) .0315"

VERTICAL MICRO EDGE CARD SOCKET

SPECIFICATIONS

For complete specifications and recommended PCB layouts see www.samtec.com?MEC8-DV

Insulator Material:
Black LCP

Contact Material:
Phosphor Bronze

Plating:
Au or Sn over
50 μm (1.27 μm) Ni

Operating Temp Range:
-55 °C to +125 °C

Insertion Depth:
(4.22 mm) .166" to
(5.66 mm) .223"

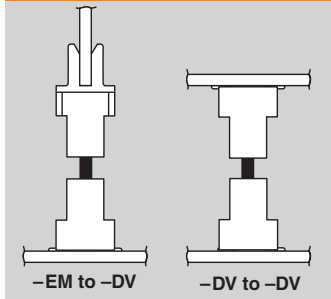
Current Rating:
1.8 A per pin
(4 adjacent pins powered)

Voltage Rating:
185 VAC

RoHS Compliant:
Yes

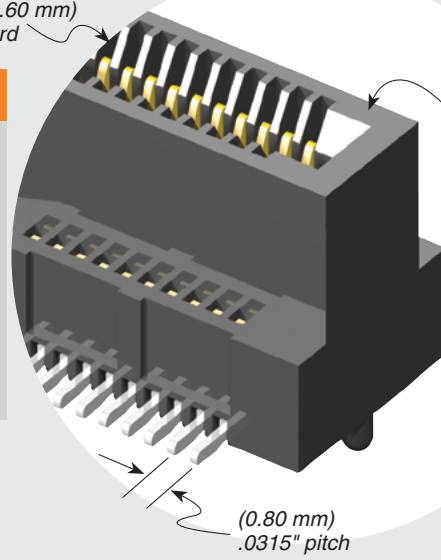
Mates with:
(1.60 mm) .062"
thick card

APPLICATIONS



Mates with (1.60 mm)
.062" thick card

Variety of
lead counts



(0.80 mm)
.0315" pitch

HIGH-SPEED CHANNEL PERFORMANCE

MEC8-DV

Rating based on Samtec reference channel.
For full SI performance data visit Samtec.com
or contact SIG@samtec.com

25
Gbps

PROCESSING

Lead-Free Solderable:
Yes

SMT Lead Coplanarity:
(0.10 mm) .004" max (10-50)
(0.15 mm) .006" max (60-70)*
*(.004" stencil solution
may be available; contact
IPG@samtec.com)

RECOGNITIONS

For complete scope of
recognitions see
www.samtec.com/quality



ALSO AVAILABLE (MOQ Required)

- 1 mm mating card thickness option
- Locking clip (Manual placement required)



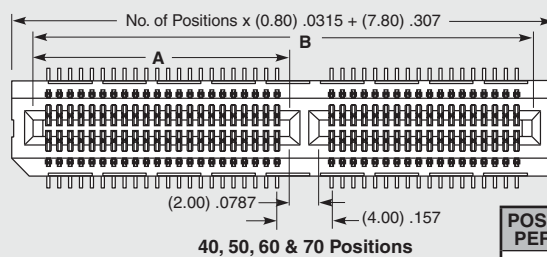
10, 20, 30, 40, 50, 60, 70

-L

= 10 μm (0.25 μm) Gold on contact, Matte Tin on tail


-A
= Alignment Pin

-K
= (5.50 mm)
.217" DIA
Polyimide Pick
& Place Pad

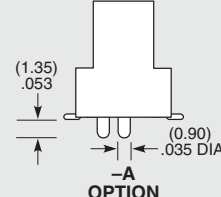
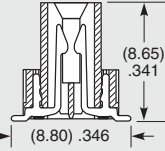
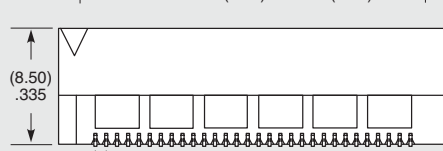


40, 50, 60 & 70 Positions

POSITIONS PER ROW	A	B
40	(18.90) .744	(36.60) 1.441
50	(22.90) .902	(44.60) 1.756
60	(26.90) 1.059	(52.60) 2.071
70	(30.90) 1.217	(60.60) 2.386



10, 20 & 30 Positions



-A OPTION

OTHER SOLUTIONS

- Right-angle
 - Edge Mount
- See samtec.com?MEC8-RA
or samtec.com?MEC8-EM

Notes:
While optimized for 50 Ω applications, this connector with alternative signal/ground patterns may also perform well in certain 75 Ω applications.

Some sizes, styles and options are non-standard, non-returnable.

Due to technical progress, all designs, specifications and components are subject to change without notice.

WWW.SAMTEC.COM

All parts within this catalog are built to Samtec's specifications.
Customer specific requirements must be approved by Samtec and identified in a Samtec customer-specific drawing to apply.