
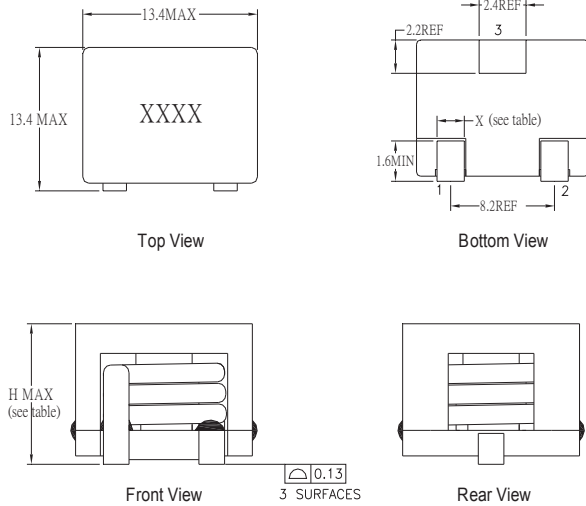


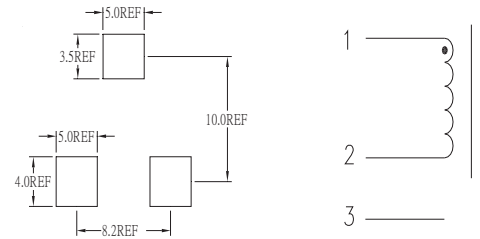


Mechanical Dimensions: (mm)



PCB Layout

Schematics



- **Excellent for High Current Applications**
- **Low Profile**
- **Solder pin 3 added for mounting stability, no Connect.**
- **Operating Temp: -40°C to ± 130°C**
- **Inductance Test Frequency: 100Khz, 0.1V**
- **200pcs per 13 inch reel**
- **Marking: EIA Code**

Allied Part Number	Inductance @0Adc (μH ± 20%)	Inductance @Irated (μH)	Irated (A)	DCR (mΩ) ±12%	Saturation Current Isat (A TYP)		Heating Current Idc (A TYP)	Core Loss Factor	X (REF)	H (Max)
					25°C	100°C				
PCEC1308-R46M	0.46	0.42	44	0.55	50	40	44	32.9	2.0	8.0
PCEC1308-1R0M	1.00	0.94	30	1.2	34	27	30	47.6	2.0	8.0
PCEC1308-1R8M	1.80	1.7	22	2.2	25	21	22	64.3	2.0	8.0
PCEC1308-2R8M	2.80	2.6	19	2.9	20	16	19	80.0	2.0	8.0
PCEC1308-5R6M	5.60	5.0	14	4.1	14	11.5	14.5	114.3	2.0	8.0
PCEC1308-7R2M	7.20	6.8	12	7.0	12.5	10	12	128.6	1.6	8.0
PCEC1308-8R7M	8.70	8.4	11	8.0	11.5	9	11	138.1	1.6	8.0
PCEC1308-110M	11.50	10.6	9.5	12.0	10.5	8	9.5	157.1	1.3	8.0
PCEC1308-150M	15.00	13.5	8	12.5	9	7	8	194.8	1.3	8.0
PCEC1308-220M	22.00	20	7	21.0	7.5	6	7	224.5	1.0	7.9
PCEC1308-470M	47.00	45	1.5	12.5	1.8	1.2	1.5	250.3	1.0	7.9

All specifications subject to change without notice.