

Data sheet | Item number: 237-113

PCB terminal block; 2.5 mm²; Pin spacing 10 mm; 2-pole; 2,50 mm²; gray

www.wago.com/237-113



Data

Electrical data

Ratings per IEC/EN

Ratings per	IEC/EN 60664-1
Rated voltage (III/2)	800 V
Rated impulse voltage (III/2)	6 kV
Rated current	16 A
Legend (ratings)	(III / 2) ≙ Overvoltage category III / Pollution degree 2

Subject to changes. Please also observe the further product documentation!

WAGO GmbH & Co. KG
Hansastr. 27
32423 Minden
Phone: +49571 887-0 | Fax: +49571 887-169
Email: info.de@wago.com | Web: www.wago.com

Do you have any questions about our products?
We are always happy to take your call at +49 (571) 887-44222.



Connection data

Connection points	2
Total number of potentials	2
Number of connection types	1
Number of levels	1

Connection 1

Connection technology	Screw connection
Actuation type	Operating tool
Solid conductor	0.5 ... 2.5 mm ² / 20 ... 14 AWG
Fine-stranded conductor	0.5 ... 2.5 mm ² / 20 ... 14 AWG
Strip length	5 ... 7 mm / 0.2 ... 0.28 inches
Conductor connection direction to PCB	0°
Pole number	2

Physical data

Pin spacing	10 mm / 0.394 inches
Width	20 mm / 0.787 inches
Height from the surface	11 mm / 0.433 inches
Depth	9 mm / 0.354 inches
Solder pin length	4.5 mm
Solder pin diameter	1 mm

Plug-in connection

Plugging without loss of pin spacing	Yes
--------------------------------------	-----

PCB contact

PCB contact	THT
Solder pin arrangement	over the entire terminal strip (in-line)
Number of solder pins per potential	1

Material Data

Note (material data)	Information on material specifications can be found here
Color	gray

Subject to changes. Please also observe the further product documentation!



Material group	I
Insulation material	Polyamide (PA66)
Flammability class per UL94	V0
Clamping spring material	Chrome-nickel spring steel (CrNi)
Contact material	Electrolytic copper (E _{Cu})
Contact plating	Tin
Fire load	0.024 MJ
Weight	2.1 g

Environmental requirements

Limit temperature range	-60 ... +105 °C
-------------------------	-----------------

Commercial data

eCl@ss 10.0	27-44-04-01
eCl@ss 9.0	27-44-04-01
ETIM 8.0	EC002643
ETIM 7.0	EC002643
PU (SPU)	400 (100) pcs
Packaging type	box
Country of origin	IN
GTIN	4045454539849
Customs tariff number	85369010000

Environmental Product Compliance

CAS-No.	7439-92-1
REACH Candidate List Substance	Lead
RoHS Compliance Status	Compliant,With Exemption
RoHS Exemption	6(c)
SCIP notification number (Austria)	f7256b12-574d-4e09-ab3d-8cacacddabde
SCIP notification number (Belgium)	3b9fc896-4407-41f5-807b-a1b7e9a61aac
SCIP notification number (Bulgaria)	bd49fdce-7b0b-4719-b608-48e20462b74b
SCIP notification number (Czech Republic)	f89aa1fa-fc4f-49b1-87e7-5b46e57489f1
SCIP notification number (Denmark)	4de8f8b1-4840-495e-bda4-0271498514e7
SCIP notification number (Finland)	9596b0b6-8f71-4953-9305-a40c866f520a
SCIP notification number (France)	f3192e8a-619a-4911-89cb-e87aa1d973f7
SCIP notification number (Germany)	ebf117e2-63ca-49c5-839b-2f1b976bde87

Subject to changes. Please also observe the further product documentation!





WAGO GmbH & Co. KG
 Hansastr. 27
 32423 Minden
 Phone: +49571 887-0 | Fax: +49571 887-169
 Email: info.de@wago.com | Web: www.wago.com

Do you have any questions about our products?
 We are always happy to take your call at +49 (571) 887-44222.



SCIP notification number (Hungary)	3237bb29-2874-471c-9678-be2196bf9eb6
SCIP notification number (Italy)	47a0c364-7f4f-4968-88a4-2f3eb546f7ca
SCIP notification number (Netherlands)	f7b1cf05-77e9-45e8-9137-bc8b2155a1cc
SCIP notification number (Poland)	6804e55c-a6bb-4c2f-8327-e6fe45a3b741
SCIP notification number (Romania)	bc349f94-1638-4b60-b1aa-f4b81b0dd29f
SCIP notification number (Sweden)	2afda3cf-549a-49cd-8b22-cc2df0e280c3

Approvals / Certificates

General approvals

Logo	Approval	Additional Approval Text	Certificate name
	CCA DEKRA Certification B.V.	EN 60947	NTR NL-7137
	CCA DEKRA Certification B.V.	EN 60947	2160584.33
	CSA DEKRA Certification B.V.	C22.2 No. 158	70048844
	UL UL International Germany GmbH	UL 1059	E45172

Declarations of conformity and manufacturer's declarations

Logo	Approval	Additional Approval Text	Certificate name
	EU-Declaration of Conformity WAGO GmbH & Co. KG	-	-
	UK-Declaration of Conformity WAGO GmbH & Co. KG	-	-

Subject to changes. Please also observe the further product documentation!

WAGO GmbH & Co. KG
Hansastr. 27
32423 Minden
Phone: +49571 887-0 | Fax: +49571 887-169
Email: info.de@wago.com | Web: www.wago.com

Do you have any questions about our products?
We are always happy to take your call at +49 (571) 887-44222.



Downloads

Documentation

Additional Information

Technical Section Technical explanations	2019 Apr 3	pdf 2.0 MB	Download
---------------------------------------------	------------	---------------	----------

CAD/CAE-Data

CAE data

EPLAN Data Portal 237-113	URL	Download
ZUKEN Portal 237-113	URL	Download

PCB Design

Symbol and Footprint 237-113 CAx data for your PCB design, consisting of "schematic symbols and PCB footprints", allow easy integration of the WAGO component into your development environment.	URL	Download
-----------------------------------------------------------------------------------------------------------------------------------------------------------------------------------------------------	-----	----------

Supported formats:

- Accel EDA 14 & 15
- Altium 6 to current version
- Cadence Allegro
- DesignSpark
- Eagle Libraries
- KiCad
- Mentor Graphics BoardStation
- Mentor Graphics Design Architect
- Mentor Graphics Design Expedition 99 and 2000
- OrCAD 9.X PCB and Capture
- PADS PowerPCB 3, 3.5, 4.X, and 5.X
- PADS PowerPCB and PowerLogic 3.0
- PCAD 2000, 2001, 2002, 2004, and 2006
- Pulsonix 8.5 or newer
- STL
- 3D STEP

—
Subject to changes. Please also observe the further product documentation!



- TARGET 3001!
- View Logic ViewDraw
- Quadcept
- Zuken CadStar 3 and 4
- Zuken CR-5000 and CR-8000

PCB Component Libraries (EDA), PCB CAD Library Ultra Librarian

CAD data

2D/3D Models 237-113	URL	Download
----------------------	-----	----------

Environmental Product Compliance

Compliance Search

Environmental Product Compliance 237-113	URL	Download
------------------------------------------	-----	----------

PCB terminal block; 2.5 mm²; Pin spacing 10 mm; 2-pole; 2,50 mm²; gray

Installation Notes

Subject to changes. Please also observe the further product documentation!