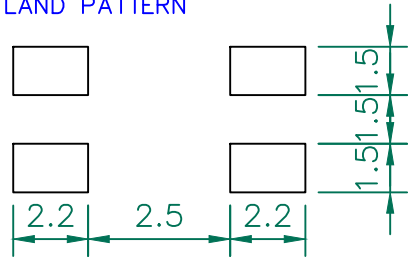


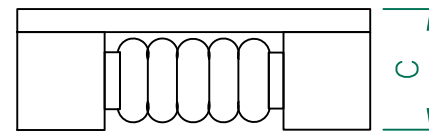
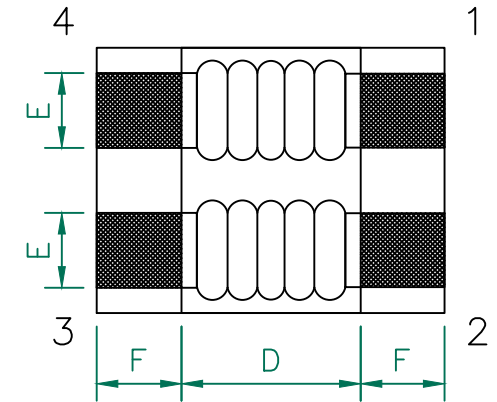
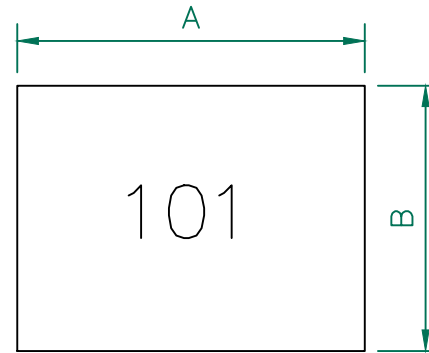
PHYSICAL DIMENSIONS:

| | | | |
|---|------|---|------|
| A | 7.00 | + | 0.70 |
| B | 6.00 | + | 0.50 |
| C | 3.80 | | MAX. |
| D | 3.50 | | REF. |
| E | 1.50 | + | 0.40 |
| F | 1.75 | + | 0.30 |

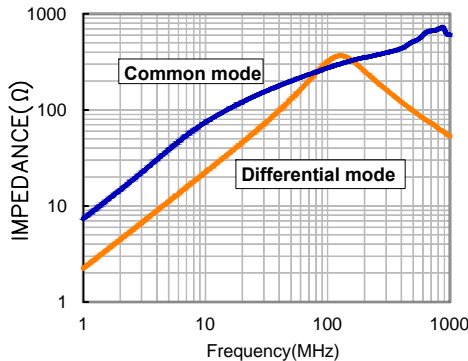
LAND PATTERN



CM7060W101R-10



Impedance VS. Frequency



ELECTRICAL SPECIFICATION @ 25°C

| ELECTRICAL CHARACTERISTICS | | Min. | Norm. | Max. |
|----------------------------|----|------|-------|-------|
| IMPEDANCE Z @ 100 MHz | Ω | 100 | 140 | --- |
| INSULATION RESISTANCE | MΩ | 10.0 | --- | --- |
| DCR (1 line) | Ω | --- | --- | 0.010 |
| RATED CURRENT | A | --- | --- | 9.0 |
| RATED VOLTAGE | V | --- | --- | 80 |

NOTES:

1. STORAGE TEMPERATURE RANGE: -40°C~+105°C.
2. OPERATING TEMPERATURE RANGE: -40°C TO +125°C (INCLUDING SELF-HEATING).
3. RATED CURRENT: BASED ON TEMPERATURE RISE (ΔT :40°C TYP).



| DIMENSIONS ARE IN mm. | | | | This print is the property of Laird Tech. and is loaned in confidence subject to return upon request and with the understanding that no copies shall be made without the written consent of Laird Tech. All rights to design or invention are reserved. | | |
|-----------------------|-------------|------|-----|---|------------|-----------|
| PROJECT/PART NUMBER: | | | | REV | PART TYPE: | DRAMN BY: |
| CM7060W101R-10 | | | | A | CM | QIU |
| DATE: 09/06/15 | | | | SCALE: | NTS | SHEET: |
| A ORIGINAL DRAFT | | | | 09/06/15 | QIU | 1 of 1 |
| REV | DESCRIPTION | DATE | INT | CAD # CM7060W101R-10-A | | |