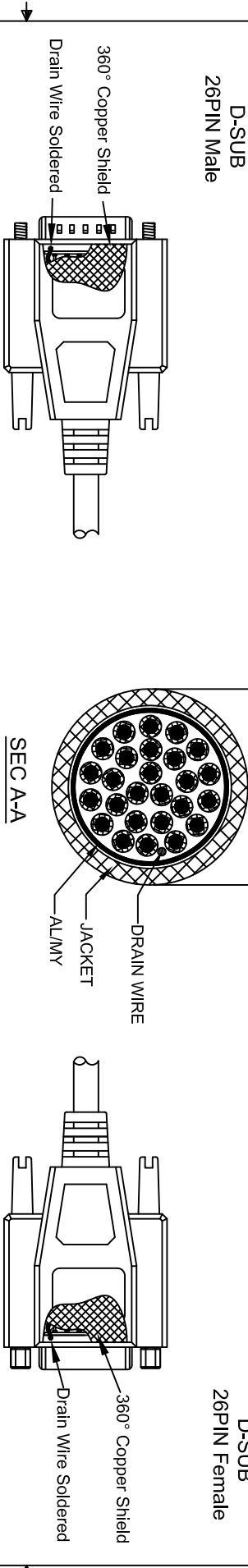
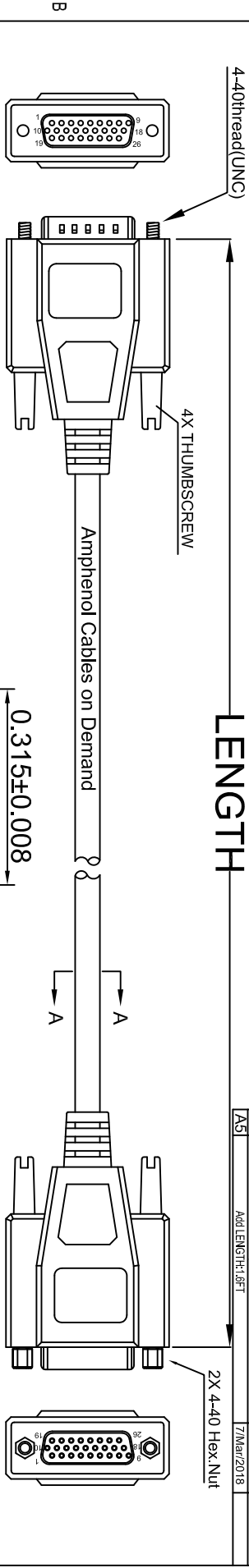


THE INFORMATION CONTAINED IN THIS DRAWING IS THE SOLE PROPERTY OF AMPHENOL CABLES ON DEMAND. ANY REPRODUCTION OR DISCLOSURE, TO THIRD PARTIES, IN PART OR WHOLE, WITHOUT THE EXPRESS WRITTEN PERMISSION OF AMPHENOL CABLES ON DEMAND IS PROHIBITED.

REV.	DESCRIPTION	DATE	APPROVED
A	NEW RELEASE	31/JUL/2006	
A1	Change Part Number	17/NOV/2006	
A2	Add Hex Nut	5/DEC/2007	
A3	Revised the number of wire conductors.	26/AUG/2009	
A4	Add wiring color	16/JAN/2012	
A5	Add LENGTH:1.9FT	7/MAR/2018	



LENGTH & P/N Table

LENGTH	P/N	Cable Color
1.6FT ±1 inch	CS-DSDHD26MF0-001.6	GREY
2.5FT ±1 inch	CS-DSDHD26MF0-002.5	GREY
5FT ±2 inch	CS-DSDHD26MF0-005	GREY
10FT ±3 inch	CS-DSDHD26MF0-010	GREY
15FT ±3 inch	CS-DSDHD26MF0-015	GREY
25FT ±4 inch	CS-DSDHD26MF0-025	GREY
50FT ±8 inch	CS-DSDHD26MF0-050	GREY

Male	Female	Color	Male	Female	Color
PIN1	PIN1	Black	PIN16	PIN16	Orange/White
PIN2	PIN2	Brown	PIN17	PIN17	Green/White
PIN3	PIN3	Red	PIN18	PIN18	Blue/White
PIN4	PIN4	Orange	PIN19	PIN19	Purple/White
PIN5	PIN5	Yellow	PIN20	PIN20	Red/Black
PIN6	PIN6	Green	PIN21	PIN21	Yellow/Black
PIN7	PIN7	Blue	PIN22	PIN22	Orange/Black
PIN8	PIN8	Purple	PIN23	PIN23	Green/Black
PIN9	PIN9	Gray	PIN24	PIN24	Gray/Black
PIN10	PIN10	White	PIN25	PIN25	Pink/Black
PIN11	PIN11	Pink	PIN26	PIN26	Pink/Red
PIN12	PIN12	Light Green	SHIELD	SHIELD	Drain Wire
PIN13	PIN13	Black/White			
PIN14	PIN14	Brown/White			
PIN15	PIN15	Red/White			



UNLESS OTHERWISE SPECIFIED DIMENSIONS ARE IN INCHES TOLERANCES ARE:

DECIMALS	±.01	ANGLES	±.1°
X	±.005		
XX	±.002		
XXX	±.001		

THIRD ANGLE PROJECTION

APPROVALS

DATE	DATE
7/Mar/2018	7/Mar/2018

ASSEMBLY


DATE	DATE
7/Mar/2018	7/Mar/2018

AMPHENOL CABLES ON DEMAND
20 VALLEY ST. ENDCOTT, NY 13760

ASM CBL Deluxe High Density
26PIN D-Sub MF

SIZE DWG. NO. CS-DSDHD26MF0-XXX

SCALE SHEET OF



4 3 2 1