SYMBOL	REVISION	DATE

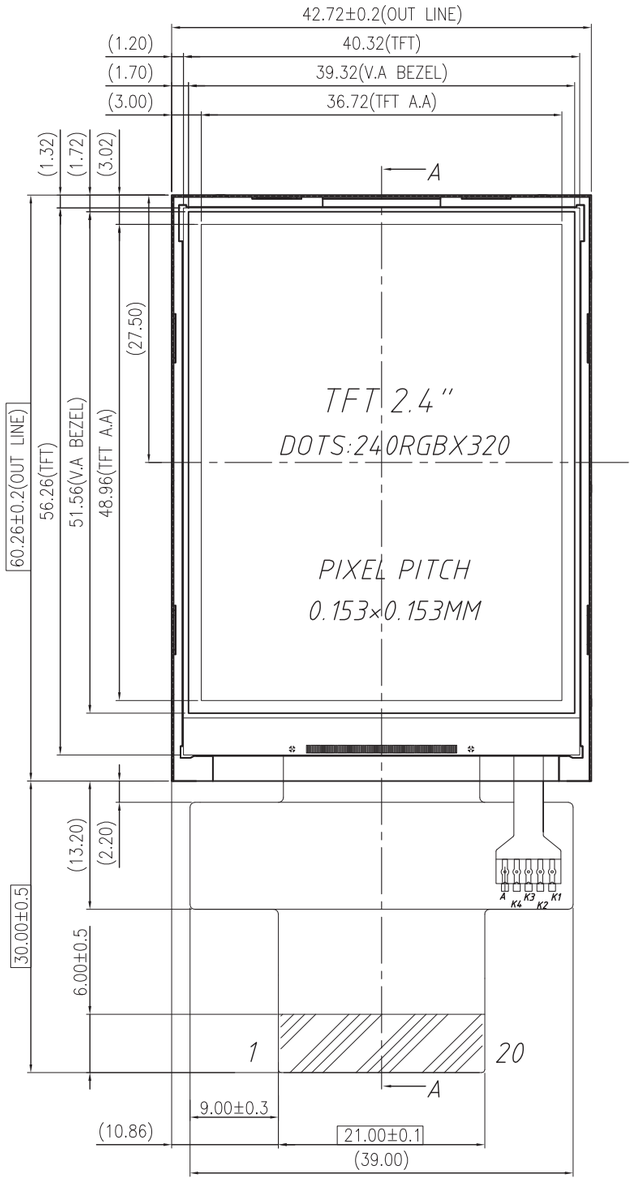

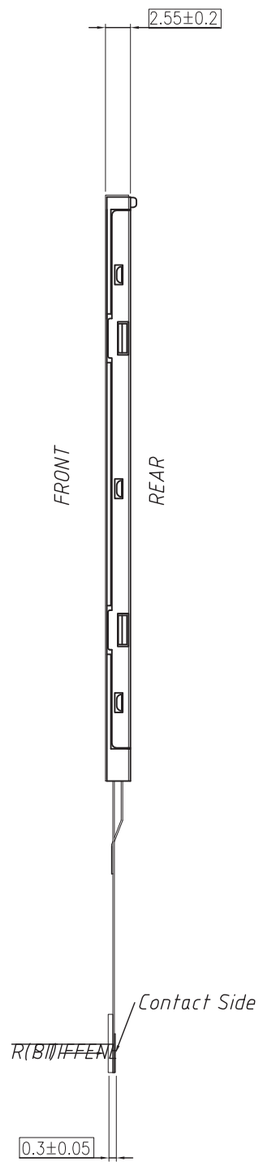



SECTION A-A

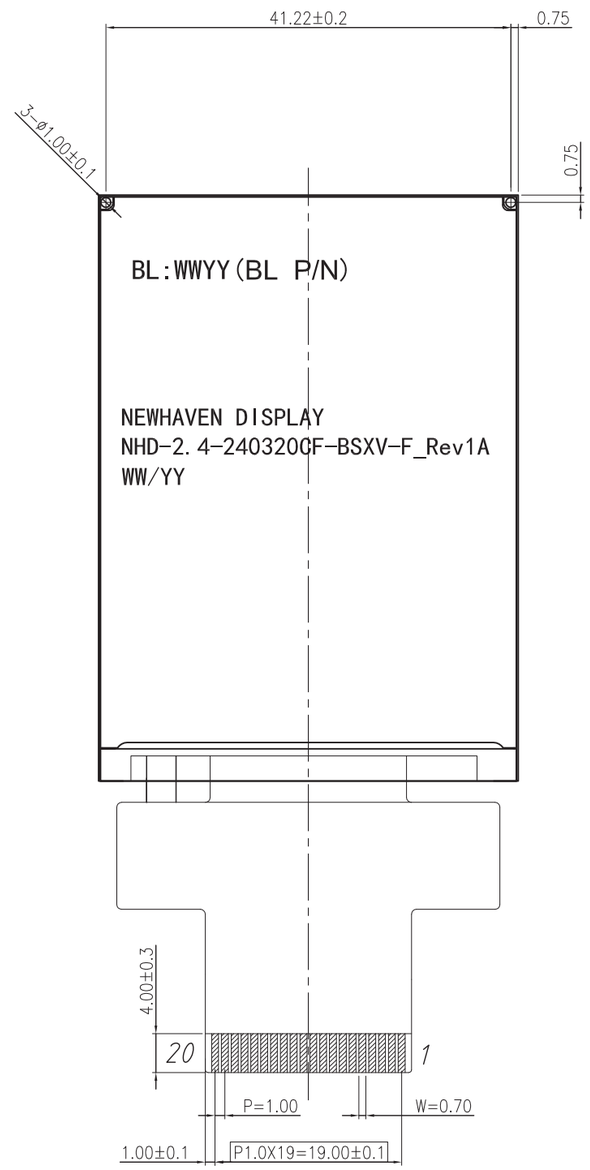

Pin No.	Symbol
1	GND
2-5	NC
6	V_{DD}
7	IOV_{DD}
8	MOSI
9	MISO
10	SCLK
11	D/C
12	/CS
13	/RES
14	IM0
15	IM1
16	LED-K1
17	LED-K2
18	LED-K3
19	LED-K4
20	LED-A

Notes:

1. Display Size: 2.4" TFT
2. Optimal View: Full View
3. Display Mode: Transmissive / Anti-Glare
4. Driver IC: ST7789Vi
5. Supply Voltage: 3.3 V
6. Backlight: White LED / 3.1V /100mA (TYP)
7. Brightness: 850 cd/m² (Typ)
8. 3M Brightness Enhancement Film

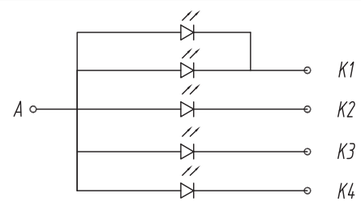

LED Source(CIRCUIT DIAGRAM)

STANDARD TOLERANCE:
(UNLESS OTHERWISE SPECIFIED)

LINEAR: ±0.2mm

UNLESS OTHERWISE SPECIFIED:
- DIMENSIONS ARE IN MILLIMETERS
- THIRD ANGLE PROJECTION

NEWHAVEN DISPLAY INTERNATIONAL

DRAWING/PART NUMBER: NHD-2.4-240320CF-BSXV-F			REVISION: 1A
DRAWN BY: P. Keshavarzi	APPROVED BY: P. Bartek		SIZE: A3
DRAWN DATE: 3/3/20	APPROVED DATE: 3/3/20		SCALE: NS
DO NOT SCALE DRAWING		SHEET 1 OF 1	

THIS DRAWING IS SOLELY THE PROPERTY OF NEWHAVEN DISPLAY INTERNATIONAL, INC. THE INFORMATION IT CONTAINS IS NOT TO BE DISCLOSED, REPRODUCED OR COPIED IN WHOLE OR PART WITHOUT WRITTEN APPROVAL FROM NEWHAVEN DISPLAY.