



Main

Range of Product	Harmony Analog
Product or Component Type	Voltage/current converter
Analogue input type	Current 0...1.5 A AC/DC 50/60 Hz Current 0...15 A AC/DC 50/60 Hz Current 0...5 A AC/DC 50/60 Hz
Analogue output type	Current 0...20 mA \leq 500 Ohm by cabling Current 4...20 mA \leq 500 Ohm by cabling Voltage 0...10 V \geq 100 kOhm by cabling

Complementary

Protection Type	Reverse polarity protection on output Short-circuit protection on output Overvoltage protection on output (+/- 30 V)
Abnormal analogue output voltage	-15...0 V no input or input wire broken
Abnormal analogue output current	-30...0 mA 0...20 mA no input or input wire broken 4...30 mA 4...20 mA no input or input wire broken
[Us] rated supply voltage	24 V DC +/- 20 %, isolated
Current consumption	\leq 70 mA voltage output \leq 90 mA current output
Local signalling	For power ON LED (green)
Measurement error	+/- 10 % of full scale 20 °C electromagnetic interference of 10 V/m) +/- 5 % of full scale 20 °C
Repeat accuracy	+/- 0.2 % full scale 20 °C +/- 0.6 % full scale 60 °C
Temperature coefficient	1000 ppm/°C 0...5 A 2000 ppm/°C 0...15 A 500 ppm/°C 0...1.5 A
Clamping Connection Capacity	2 x 1.5 mm ² 1 x 2.5 mm ²
Tightening torque	5.31...9.74 lbf.in (0.6...1.1 N.m)
Marking	CE
Surge withstand	0.5 kV 1.2/50 μ s IEC 61000-4-5
[Ui] rated insulation voltage	2 kV
Fixing mode	By screws mounting plate) Clip-on 35 mm symmetrical DIN rail)
Safety reliability data	B10d = 22108 MTTFd = 23.9 years
Net Weight	0.33 lb(US) (0.15 kg)

The information provided in this documentation contains general descriptions and/or technical characteristics of the performance of the products contained herein. This documentation is not intended as a substitute for and is not to be used for determining suitability or reliability of these products for specific user applications. It is the duty of any such user or integrator to perform the appropriate and complete risk analysis, evaluation and testing of the products with respect to the relevant specific application or use thereof. Neither Schneider Electric Industries SAS nor any of its affiliates or subsidiaries shall be responsible or liable for misuse of the information contained herein.

Environment

Standards	IEC 60947-1 IEC 60584-1
Product Certifications	CSA UL GL
IP degree of protection	IP20 terminal block) IP50 housing)
Fire resistance	1562 °F (850 °C) IEC 60695-2-1 1562 °F (850 °C) UL
Shock resistance	50 gn 11 ms IEC 60068-2-27
Vibration resistance	5 gn 10...100 Hz)IEC 60068-2-6
Resistance to electrostatic discharge	6 kV in contact)IEC 61000-4-2 level 3 8 kV in air)IEC 61000-4-2 level 3
Resistance to fast transients	1 kV IEC 61000-4-4 on input-output) 2 kV IEC 61000-4-4 on power supply)
Disturbance radiated/conducted	CISPR 11 CISPR 22 group 1 - class B
Ambient Air Temperature for Storage	-40...185 °F (-40...85 °C)
Ambient Air Temperature for Operation	32...122 °F (0...50 °C) mounting side by side 32...140 °F (0...60 °C) 2 cm spacing
Pollution degree	2 IEC 60664-1





Ordering and shipping details

Category	22375-INTERFACE MODULE(ABA,R,S)
Discount Schedule	CP2
GTIN	3389110108880
Nbr. of units in pkg.	1
Package weight(Lbs)	5.64 oz (160.0 g)
Returnability	Yes
Country of origin	ID

Packing Units

Unit Type of Package 1	PCE
Package 1 Height	1.91 in (4.852 cm)
Package 1 width	3.22 in (8.168 cm)
Package 1 Length	3.31 in (8.397 cm)
Unit Type of Package 2	S02
Number of Units in Package 2	33
Package 2 Weight	13.52 lb(US) (6.131 kg)
Package 2 Height	5.91 in (15 cm)
Package 2 width	11.81 in (30 cm)
Package 2 Length	15.75 in (40 cm)

Offer Sustainability

Sustainable offer status	Green Premium product
California proposition 65	WARNING: This product can expose you to chemicals including: Nickel compounds, which is known to the State of California to cause cancer, and Di-isodecyl phthalate (DIDP), which is known to the State of California to cause birth defects or other reproductive harm. For more information go to www.P65Warnings.ca.gov
REACH Regulation	 REACH Declaration
EU RoHS Directive	Pro-active compliance (Product out of EU RoHS legal scope)  EU RoHS Declaration
Mercury free	Yes
RoHS exemption information	 Yes
China RoHS Regulation	 China RoHS Declaration

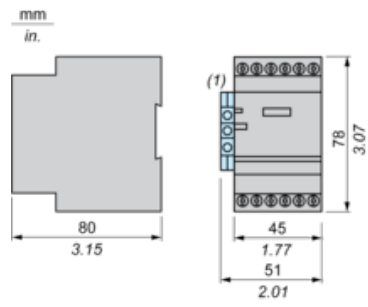
Environmental Disclosure	Product Environmental Profile
Circularity Profile	End Of Life Information

Contractual warranty

Warranty	18 months
----------	-----------

Analog Interface: Voltage/Current Converter

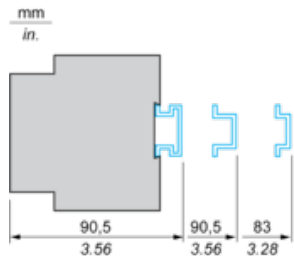
Dimensions



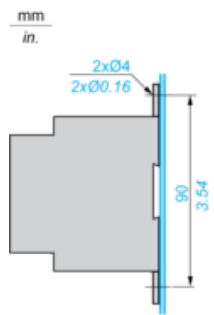
(1) Terminal block AB1TP435U or AB1RRNTP435U2

Mounting

Mounting on Rails AM1•••••

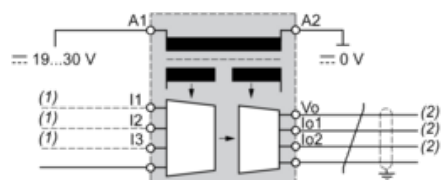


Panel Mounting



Analog Interface: Voltage/Current Converter

Wiring Diagram



(1) Use 1 input only.

(2) Use 1 output only.

The input, output and power supply lines must be kept away from the power cables to avoid effects due to induced interference.

The supply, input and output cables must be shielded as indicated in the schemes and must be kept away from each other.