

## PCB terminal block - MKDSP 95/ 1-20,0-FL - 1841856

Please be informed that the data shown in this PDF Document is generated from our Online Catalog. Please find the complete data in the user's documentation. Our General Terms of Use for Downloads are valid (<http://phoenixcontact.com/download>)



PCB terminal block, Nominal current: 232 A, Nom. voltage: 1000 V, Pitch: 20 mm, Number of positions: 1, Connection method: Screw connection, Mounting: Soldering, Conductor/PCB connection direction: 0 °, Color: green



### Key Commercial Data

Packing unit	1 pc
Minimum order quantity	5 pc
Weight per Piece (excluding packing)	120.0 g
Custom tariff number	85369010
Country of origin	Germany

### Technical data

#### Dimensions

Length	44 mm
Pitch	20 mm
Width	52 mm
Constructional height	69 mm
Height	73 mm
Length of the solder pin	4 mm
Pin dimensions	3 x 3 mm
Pin spacing	13.8 mm
Hole diameter	4.8 mm

#### General

Range of articles	MKDSP 95
Insulating material group	I
Rated surge voltage (III/3)	8 kV
Rated surge voltage (III/2)	8 kV

## PCB terminal block - MKDSP 95/ 1-20,0-FL - 1841856

### Technical data

#### General

Rated surge voltage (II/2)	6 kV
Rated voltage (III/3)	1000 V
Rated voltage (III/2)	1000 V
Rated voltage (II/2)	1000 V
Connection in acc. with standard	EN-VDE
Nominal current $I_N$	232 A
Nominal cross section	95 mm <sup>2</sup>
Maximum load current	232 A
Insulating material	PA
Solder pin surface	Sn
Inflammability class according to UL 94	V0
Stripping length	25 mm
Number of positions	1
Screw thread	M8
Tightening torque, min	10 Nm

#### Connection data

Conductor cross section solid min.	16 mm <sup>2</sup>
Conductor cross section solid max.	95 mm <sup>2</sup>
Conductor cross section flexible min.	25 mm <sup>2</sup>
Conductor cross section flexible max.	95 mm <sup>2</sup>
Conductor cross section flexible, with ferrule without plastic sleeve min.	16 mm <sup>2</sup>
Conductor cross section flexible, with ferrule without plastic sleeve max.	95 mm <sup>2</sup>
Conductor cross section flexible, with ferrule with plastic sleeve min.	16 mm <sup>2</sup>
Conductor cross section flexible, with ferrule with plastic sleeve max.	95 mm <sup>2</sup>
Conductor cross section AWG min.	6
Conductor cross section AWG max.	3/0
2 conductors with same cross section, solid min.	16 mm <sup>2</sup>
2 conductors with same cross section, solid max.	25 mm <sup>2</sup>
2 conductors with same cross section, stranded min.	16 mm <sup>2</sup>
2 conductors with same cross section, stranded max.	25 mm <sup>2</sup>
2 conductors with same cross section, stranded, ferrules without plastic sleeve, min.	16 mm <sup>2</sup>
2 conductors with same cross section, stranded, ferrules without plastic sleeve, max.	25 mm <sup>2</sup>
2 conductors with same cross section, stranded, TWIN ferrules with plastic sleeve, min.	16 mm <sup>2</sup>

# PCB terminal block - MKDSP 95/ 1-20,0-FL - 1841856

## Technical data

### Connection data

2 conductors with same cross section, stranded, TWIN ferrules with plastic sleeve, max.	25 mm²
---	--------

## Classifications

### eCl@ss

eCl@ss 5.1	27141134
eCl@ss 6.0	27141134
eCl@ss 8.0	27440401

### ETIM

ETIM 5.0	EC002643
----------	----------

## Approvals

### Approvals


#### Approvals

UL Recognized / cUL Recognized / VDE Zeichengenehmigung / IECCEB Scheme / cULus Recognized

#### Ex Approvals

#### Approvals submitted

## Approval details

UL Recognized 		
	B	C
mm²/AWG/kcmil	6-3/0	6-3/0
Nominal current I <sub>N</sub>	200 A	200 A
Nominal voltage U <sub>N</sub>	600 V	600 V

# PCB terminal block - MKDSP 95/ 1-20,0-FL - 1841856

## Approvals

cUL Recognized

	B	C
mm <sup>2</sup> /AWG/kcmil	6-3/0	6-3/0
Nominal current IN	200 A	200 A
Nominal voltage UN	600 V	600 V

VDE Zeichengenehmigung

mm <sup>2</sup> /AWG/kcmil	10-95
Nominal current IN	232 A
Nominal voltage UN	1000 V

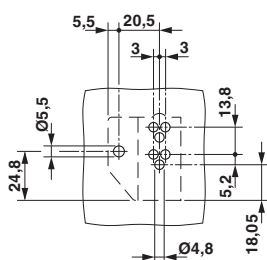
IECEE CB Scheme

mm <sup>2</sup> /AWG/kcmil	10-95
Nominal current IN	232 A
Nominal voltage UN	1000 V

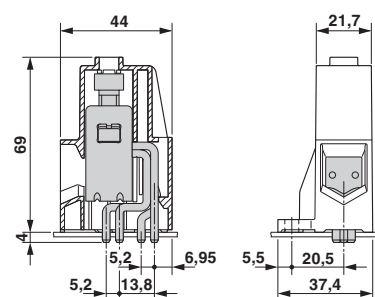
cULus Recognized

## Drawings

Drilling diagram

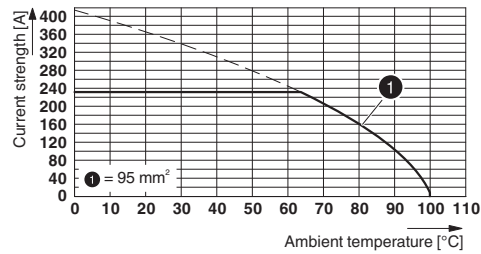


Dimensional drawing



## PCB terminal block - MKDSP 95/ 1-20,0-FL - 1841856

Diagram



Type: MKDSP 95/ 4-20,0-F

Tested in accordance with DIN EN 60512-5-2:2003-01

Reduction factor = 1

Number of positions: 4