



BCB-4



DEVICE

Modulator Bias Control Board, Four Bias Mode

OVERVIEW

The Optilab BCB-4 is a compact bias control board designed to maintain the linear operating point of optical intensity modulators. Featuring a compact miniature design for OEM integration, the BCB-4 allows for a stable Q+, Q-, Min and Max operation over long periods of time. With a single +5V DC power and RS485 multi-addressing control and monitor interface, the BCB-4 unit is the ideal choice for industrial and OEM applications when paired with any of Optilab's wide variety of optical modulators, contact Optilab for more information.

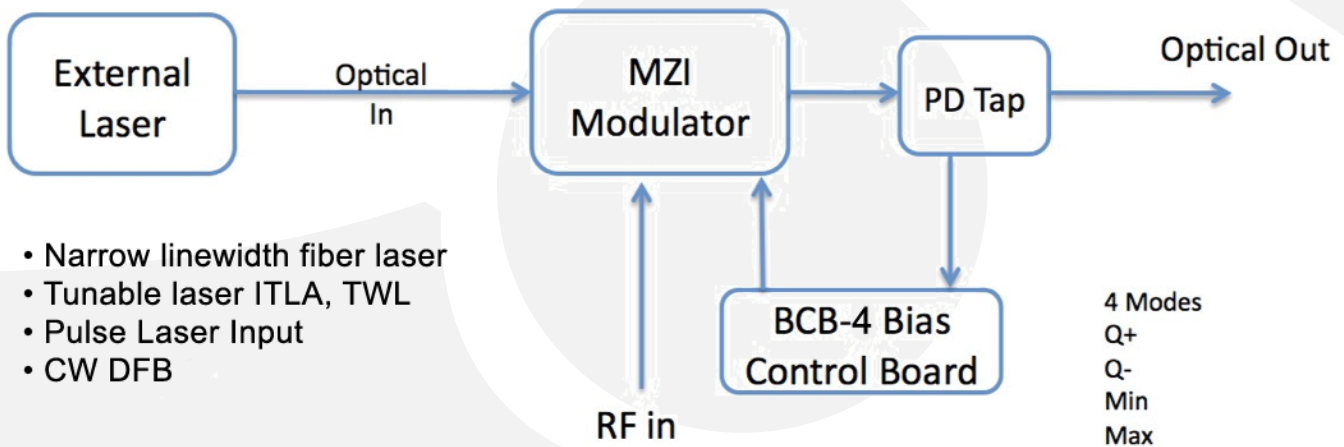
FEATURES

- Q+, Q-, Min., Max. bias setting modes
- On-Board Photodiode
- RS-485 Control
- Single +5V DC Power

USE IN

- RF/IF Signal Distribution
- Satellite Communication
- Optical Communications
- Bandwidth RFoF Transmission
- Picosecond Pulse Generation
- High Bandwidth RFoF Transmission
- Pulse picking/gating

FUNCTIONAL DIAGRAM



- Narrow linewidth fiber laser
- Tunable laser ITLA, TWL
- Pulse Laser Input
- CW DFB





BCB-4

SPECIFICATIONS

Modulator Type	Mach Zehnder Interferometer
Bias Control Principle	Small Signal Dithering/Phase lock loop
Dither Frequency	1 kHz
Dither Amplitude	20 to 300 mVpp adjustable
Feedback Optical Power @ MAX	-20 to -5 dBm
Bias Output Voltage	± 10 V
Modulator Voltage V_{PI} Range	3 - 8 V

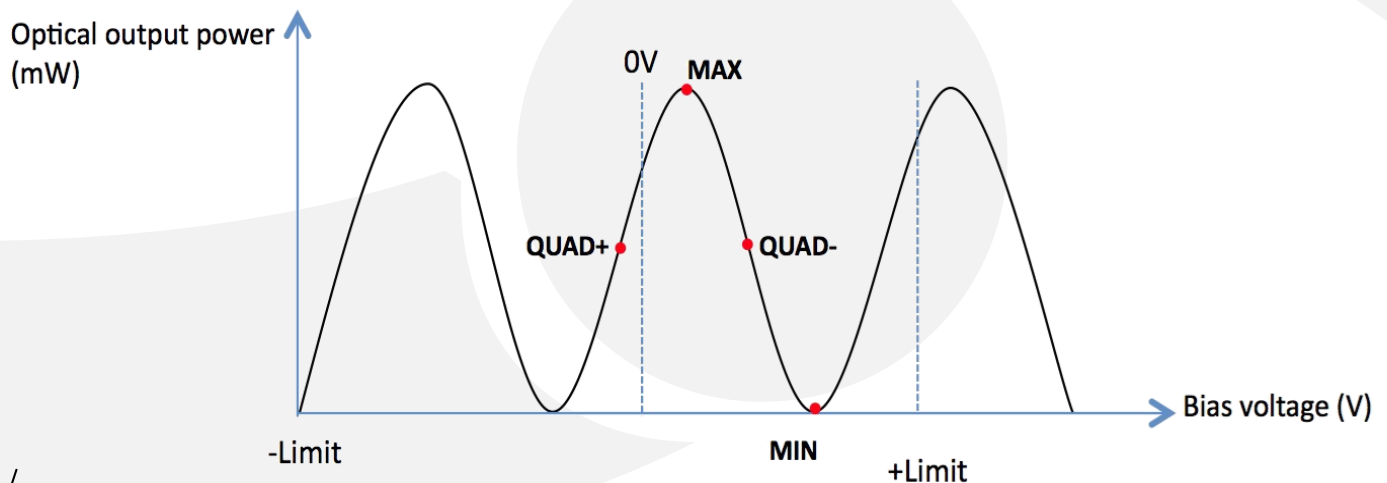
GENERAL

Operating Temperature	-10°C to +60°C
Storage Temperature	-60°C to +90°C
Power Supply Requirements	5 V, 100 mA typ.
Control Interface	RS-485
Alarm	LED DC Power status
Dimensions	132 mm x 26 mm x 8 mm

MECHANICAL

BIAS CONTROL MODE

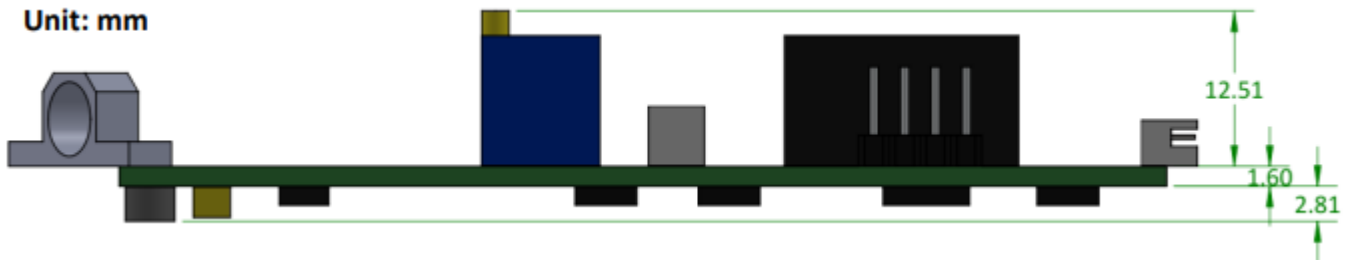
Mode	Operation Conditions	Modulation Format
Q+	Set to quadrature point of positive slope	Analog, NRZ
Q-	Set to quadrature point of negative slope	Analog, NRZ
Min.	Set to min. point of modulator curve	Pulse, RZ, BPSK
Max.	Set to max. point of modulator curve	Pulse, RZ





BCB-4

MECHANICAL DRAWING



CONTROL AND PINOUT

