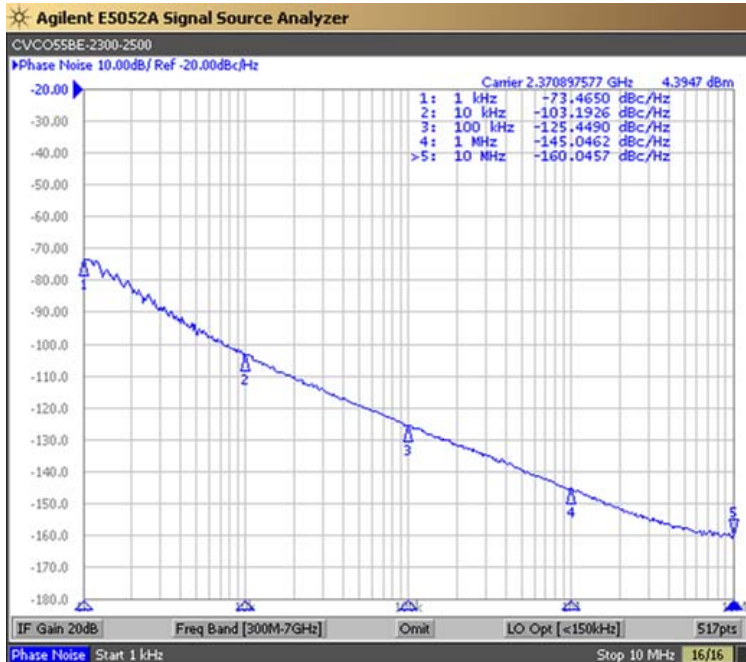


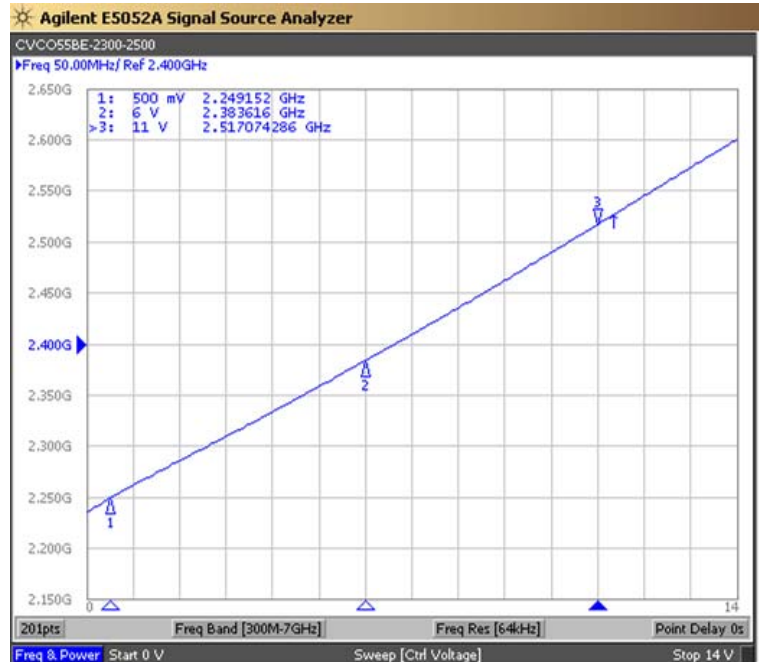


PERFORMANCE SPECIFICATION	MIN	TYP	MAX	UNITS
Lower Frequency:			2300	MHz
Upper Frequency:	2500			MHz
Tuning Voltage:	0.5		11.0	VDC
Supply Voltage:	7.6	8.0	8.4	VDC
Output Power:	+2.0	+6.0	+10.0	dBm
Supply Current:		29		mA
Harmonic Suppression (2 nd Harmonic):		-10		dBc
Pushing:		0.5	1.5	MHz/V
Pulling, all Phases:		0.5	1.0	MHz pk-pk
Tuning Sensitivity:		50		MHz/V
Phase Noise @ 10kHz offset:		-103	-98	dBc/Hz
Phase Noise @ 100kHz offset:		-124	-118	dBc/Hz
Load Impedance:		50		Ω
Input Capacitance:			22	pF
Operating Temperature Range:	-40		+85	$^{\circ}$ C
Storage Temperature Range:	-45		+90	$^{\circ}$ C

Phase Noise (1 Hz BW, Typical)



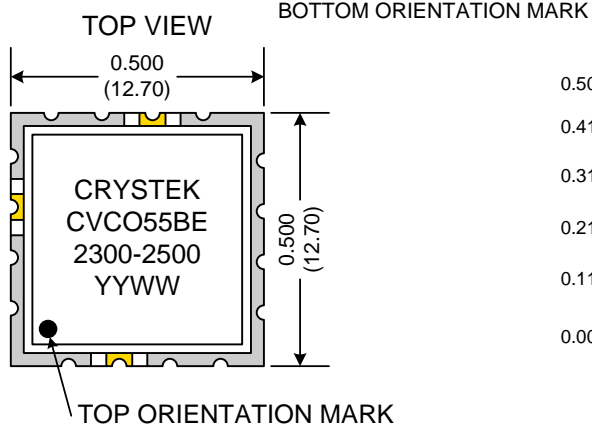
Tuning Curve (Typical)



Product Control:

Crystek Part Number:	CVCO55BE-2300-2500	Release Date:	11-Feb-2015
Revision Level:	K	Responsible:	C. Vales





Pad	Connection
2	Vt
10	RF-OUTPUT
14	Vcc
Others	GROUND

- Unless otherwise specified, Dimensions are in: $\frac{IN}{(mm)}$
- Pad Location Dimensions are in: Inches

TAPE AND REEL



Drawing not to scale

Product Control:

Crystek Part Number:	CVCO55BE-2300-2500	Release Date:	11-Feb-2015
Revision Level:	K	Responsible:	C. Vales

Specification is subject to change without notice