

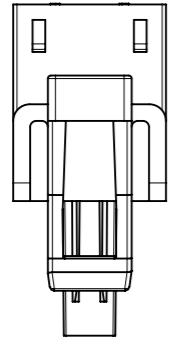
←
TERMINAL AND TPA ORIENTATION

NOTES:

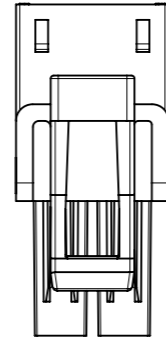
1. MATERIAL: NYLON, BLACK, UL 94-V0.
2. PRODUCTION SPECIFICATION: 2125150000-PS.
3. APPLICATION SPECIFICATION: 2125150001-AS.
4. PACKAGING SPECIFICATION: 2125140001-PK.
5. THIS HOSUING TO BE USED WITH FEMALE TERMINAL SERIES 212515 AND TPA SERIES 212516.
6. THIS PART MATES WITH HEADER SERIES 212520.
7. PARTS CONFORM TO CLASS "B" REQUIREMENTS OF COSMETIC SPECIFICATION PS-45499-002.

FUNCTIONAL SYMBOLS	THIS DRAWING CONTAINS INFORMATION THAT IS PROPRIETARY TO MOLEX ELECTRONIC TECHNOLOGIES, LLC AND SHOULD NOT BE USED WITHOUT WRITTEN PERMISSION		CURRENT REV DESC:		molex				
	△/A = 0	mm							SCALE 2:1
DIVISIONAL SYMBOLS	GENERAL TOLERANCES (UNLESS SPECIFIED)		EC NO: 679543		MINI-FIT MAX DR RECEPT HSG				
	△/E = 0	ANGULAR TOL ± °		DRWN: ZIXUAQ 2021/09/28					
	△/F = 0	4 PLACES ±		CHK'D: XQZHANG 2021/09/29		PRODUCT CUSTOMER DRAWING			
		3 PLACES ±		APPR: XQZHANG 2021/09/29					
		2 PLACES ± 0.25		INITIAL REVISION:		DOCUMENT NUMBER			
	1 PLACE ± 0.5		DRWN: SCHEN76 2020/04/24		2125140001-SD		DOC TYPE	DOC PART	REVISION
	0 PLACES ±		APPR: YXZHENG 2020/05/13		PSD 000		B1		
DRAFT WHERE APPLICABLE MUST REMAIN WITHIN DIMENSIONS		THIRD ANGLE PROJECTION		DRAWING	SERIES	MATERIAL NUMBER	CUSTOMER		SHEET NUMBER
				A3-SIZE	212514				1 OF 2

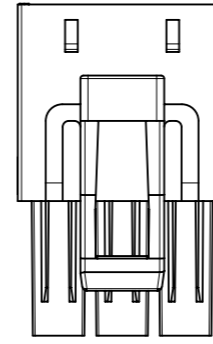
PART NUMBER	COLOR	CIRCUIT SIZE	DIM A
212514-1002	BLACK	2	10.10
212514-1004		4	10.10
212514-1006		6	13.80
212514-1008		8	18.00
212514-1010		10	22.20
212514-1012		12	26.40



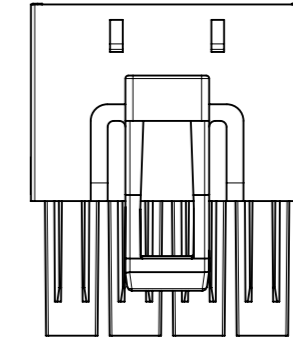
2CKT



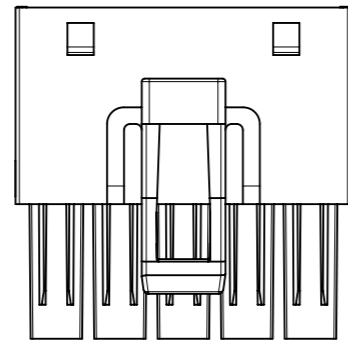
4CKT



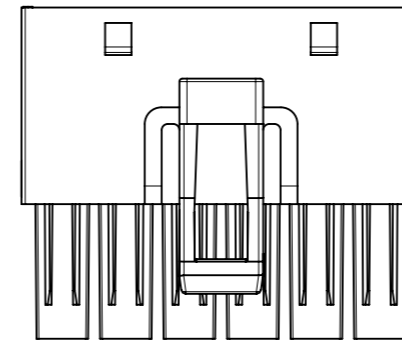
6CKT



8CKT



10CKT



12CKT

FUNCTIONAL SYMBOLS $\nabla_A = 0$ $\nabla_E = 0$ $\nabla_P = 0$	THIS DRAWING CONTAINS INFORMATION THAT IS PROPRIETARY TO MOLEX ELECTRONIC TECHNOLOGIES, LLC AND SHOULD NOT BE USED WITHOUT WRITTEN PERMISSION DIMENSION UNITS: mm SCALE: 2:1	CURRENT REV DESC: EC NO: 679543 DRWN: ZIXUAQ 2021/09/28 CHK'D: XQZHANG 2021/09/29 APPR: XQZHANG 2021/09/29 INITIAL REVISION: DRWN: SCHEN76 2020/04/24 APPR: YXZHENG 2020/05/13	molex		
	GENERAL TOLERANCES (UNLESS SPECIFIED) ANGULAR TOL ± ° 4 PLACES ± 3 PLACES ± 2 PLACES ± 0.25 1 PLACE ± 0.5 0 PLACES ±		MINI-FIT MAX DR RECEIPT HSG		
	DIVISIONAL SYMBOLS DRAFT WHERE APPLICABLE MUST REMAIN WITHIN DIMENSIONS THIRD ANGLE PROJECTION DRAWING: A3-SIZE SERIES: 212514		PRODUCT CUSTOMER DRAWING		
	DOCUMENT NUMBER: 2125140001-SD DOC TYPE: PSD DOC PART: 000 REVISION: B1		SHEET NUMBER: 2 OF 2		