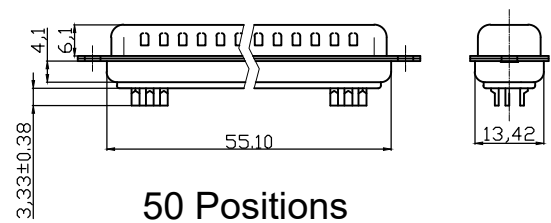
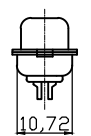
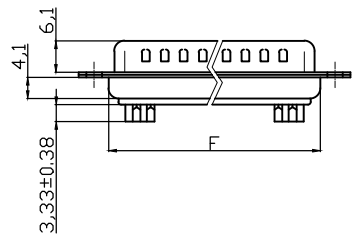
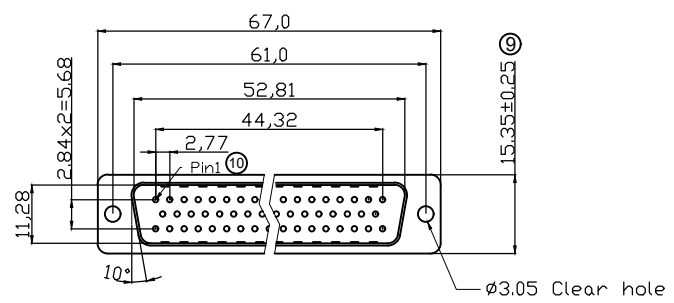
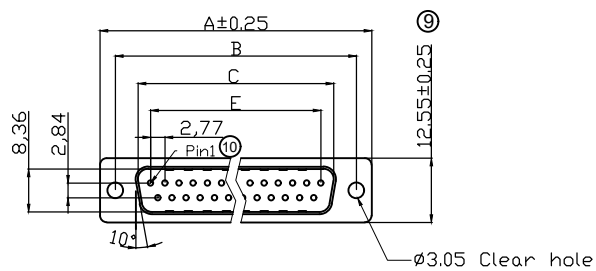


Male



Product Specification

Material

- ⑨ Insulator : Glass-Filled Thermoplastic PBT,UL94V-0
- ⑨ Contact : Copper alloy, plating: see order code
- ⑥ Shell: Steel ,100u" Tin Over 50u" min Copper

Electrical

- Contact Resistance : 20 milliohms Max at 1 AMP DC.
- Insulation Resistance : 1000 magohms at 500 VDC
- Dielectric Withstanding Voltage : 1000 VAC/rms 60Hz for 1 minute
- Current Rating : 3 AMP
- Volatge Rating : 250 VAC/rms 60Hz
- ⑤ Durability :250 mating cycles
- Operating Temperature : $-55^\circ\text{C} + 105^\circ\text{C}$
- ⑦ Soldering Temperature : $245 \pm 5^\circ\text{C}$ in 10s
- ⑧ Recommended wire size: 28~30AWG

D-SUB						
ORDERING CODE						
Style	Gender	No of contacts	Plating specification	Insulator color		
A - D	x	xx	LL/	x	-	xx
A - D	F Female	09	LL/	Z Gold selective tin	Blank	White
	S Male	15		G Gold flash	BK	Black
		25			GY	Gray
		37				
		50				

Dimensions					
Positions	A	B	C	E	F
9	30.81	24.99	16.92	11.08	19.20
15	39.20	33.30	25.25	19.39	27.70
25	53.04	47.04	38.96	33.24	41.10
37	69.40	63.50	55.42	49.86	57.30

RoHS compliant
Unit: mm
File No.: E198287

Scale	Free	⑪	Add PN	21.07.2022	Daniel	Date	Name	Customer-No.
TOLERANCE		⑩	Show the pin1 in drawing	22.10.2021	Daniel	Drawn	15.08.2012	Lucas
X.	± 0.38	⑨	Add PN and update dimension	09.03.2021	Daniel	Approved	21.07.2022	Daniel
X.X	± 0.25	⑧	Add recommended wire size	17.01.2019	Xavier			
X.XX	± 0.13	⑦	Add solder temperature	16.07.2018	Xavier			
DIM	TOL	⑥	Add the detail plating of shell	17.01.2018	Tom			
X.°	$\pm 3^\circ$	Id.	Modification	Date	Name			
X.X°	$\pm 1^\circ$							
Angle	TOL							

ASSMANN WSW-No.
⑨ **A-Dx xx LL/x-xx**

Drawing-No.
ASS 4884 CO

rev11

Replace

Sheet 1/2



Female

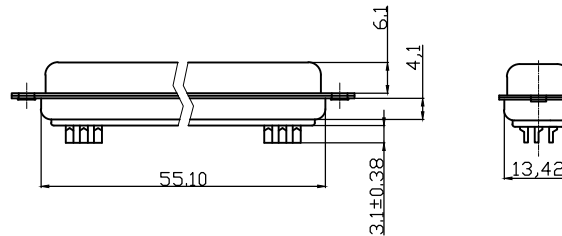
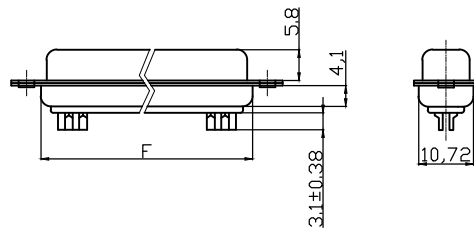
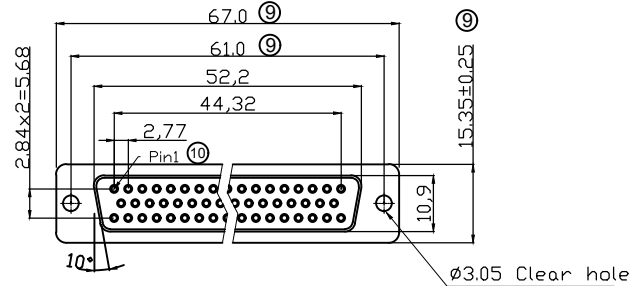
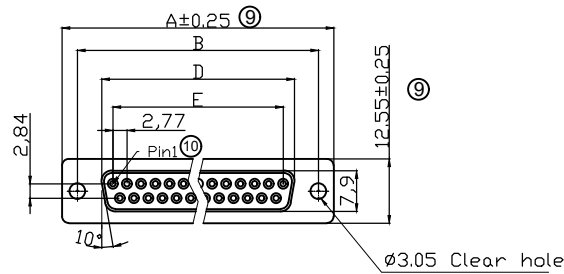
Product Specification

Material

- ⑨ Insulator : Glass-Filled Thermoplastic PBT,UL94V-0
- ⑨ Contact : Copper Alloy , plating: see order code
- ⑥ Shell: Steel 100u"Tin Over 50u" min Copper

Electrical

- Contact Resistance : 20 milliohms Max at 1 AMP DC.
- Insulation Resistance : 1000 magohms at 500 VDC
- Dielectric Withstanding Voltage :1000 VAC/rms 60Hz for 1 minute
- Current Rating : 3 AMP
- Volatge Rating : 250 VAC/rms 60Hz
- ⑤ Durability :250 mating cycles
- Operating Temperature : -55°C+105°C
- ⑦ Soldering Temperature : 245±5°C in 10s
- ⑧ Recommended wire size: 28~30AWG



D-SUB						
ORDERING CODE						
⑪	Style	Gender	No of contacts		Plating specification	Insulator color
	A -	D	x	xx	LL/	x - xx
	A -	D	F Female	09	LL/ Z Gold selective tin	Blank White
			S Male	15	G Gold flash	BK Black
				25		GY Gray
				37		
				50		

Dimensions					
Positions	A	B	D	E	F
9	30.81	24.99	16.33	11.08	19.20
15	39.20	33.30	24.70	19.39	27.70
25	53.05	47.04	38.40	33.24	41.10
37	69.40	63.50	54.84	49.86	57.30

RoHS compliant

Unit: mm

 File No.: E198287

Scale	Free	⑪	Add PN	21.07.2022	Daniel	Date	Name	Customer-No.
TOLERANCE		⑩	Show the pin1 in drawing	22.10.2021	Daniel	Drawn	Lucas	ASSMANN WSW-No. ⑨ A-Dx xx LL/x-xx
X.	±0.38	⑨	Add PN and update dimension	09.03.2021	Daniel	Approved	Daniel	
X.X	±0.25	⑧	Add recommended wire size	17.01.2019	Xavier			Drawing-No.
X.XX	±0.13	⑦	Add solder temperature	16.07.2018	Xavier			ASS 4884 CO
DIM	TOL	⑥	Add the detail plating of shell	17.01.2018	Tom			rev11
X.°	±3°	Id.	Modification	Date	Name		Replace	Sheet 2/2
X.X°	±1°							
Angle	TOL							



ASS 4884 CO
 rev11
 Sheet 2/2