



ANATECH ELECTRONICS INC
RF & Microwave Filters & Products

784 MHz Ceramic Bandpass Filter

Part Number: AM784B1271



Electrical specifications

Center Frequency: 784.5 MHz
Bandwidth: 17 MHz
VSWR: 12 dB min
Input / Output Impedance: 50 Ohms
Passband: 776-793 MHz
Passband Insertion Loss: 3.0 dB Max
Passband Ripple: 0.5(0.25) dB Max
Passband Return Loss: 12.0 dB Min
Rejection: 40 dB min. @ 846-863 MHz
Rejection 2: 40 dB min. @ 916-933 MHz
Rejection 3: 30 dB min. @ 706-723 MHz
Power Handling: 1 W

Mechanical

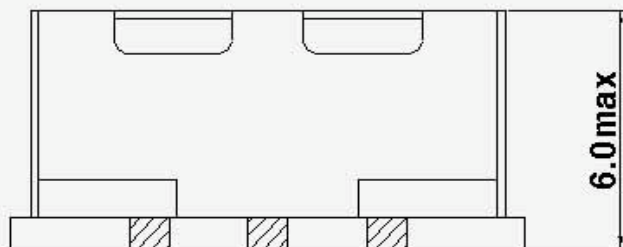
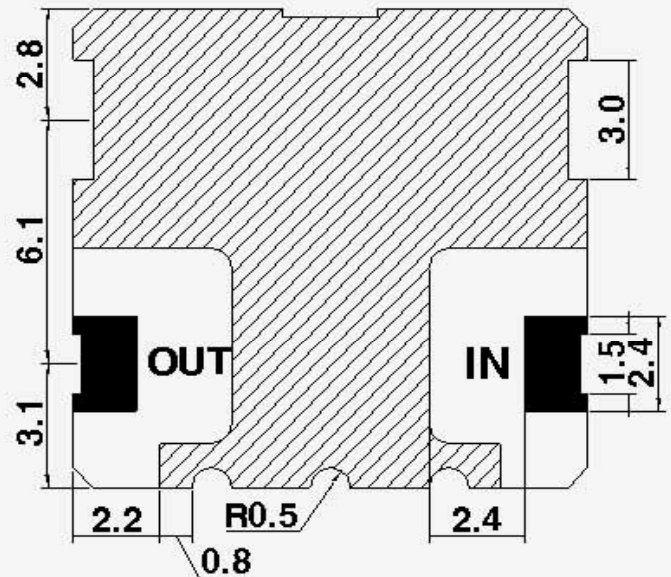
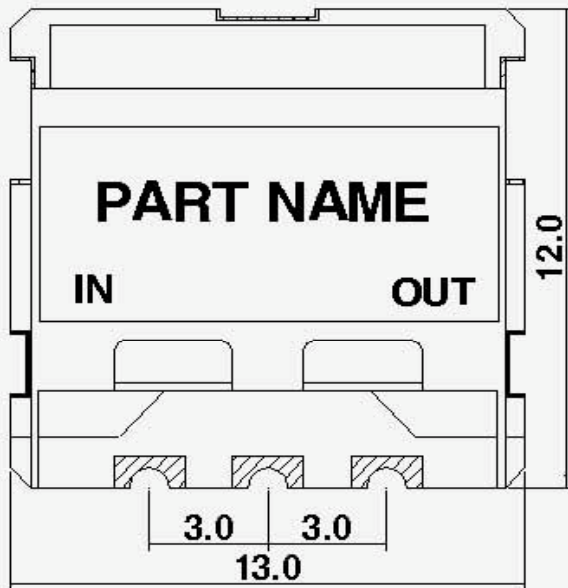
Mounting Method: SMT
Dimensions: 13 x 12 x 6 mm

Environmental

Operating Temperature: -20°C to 85°C
Storage Temperature: -50°C to +90°C

This product is RoHs compliant.

Outline Drawing:



■ : I/O PORT

▨ : GROUND

**TOLERANCE UNLESS
OTHERWISE SPECIFIED : ±0.2
DIMENSIONS : mm**