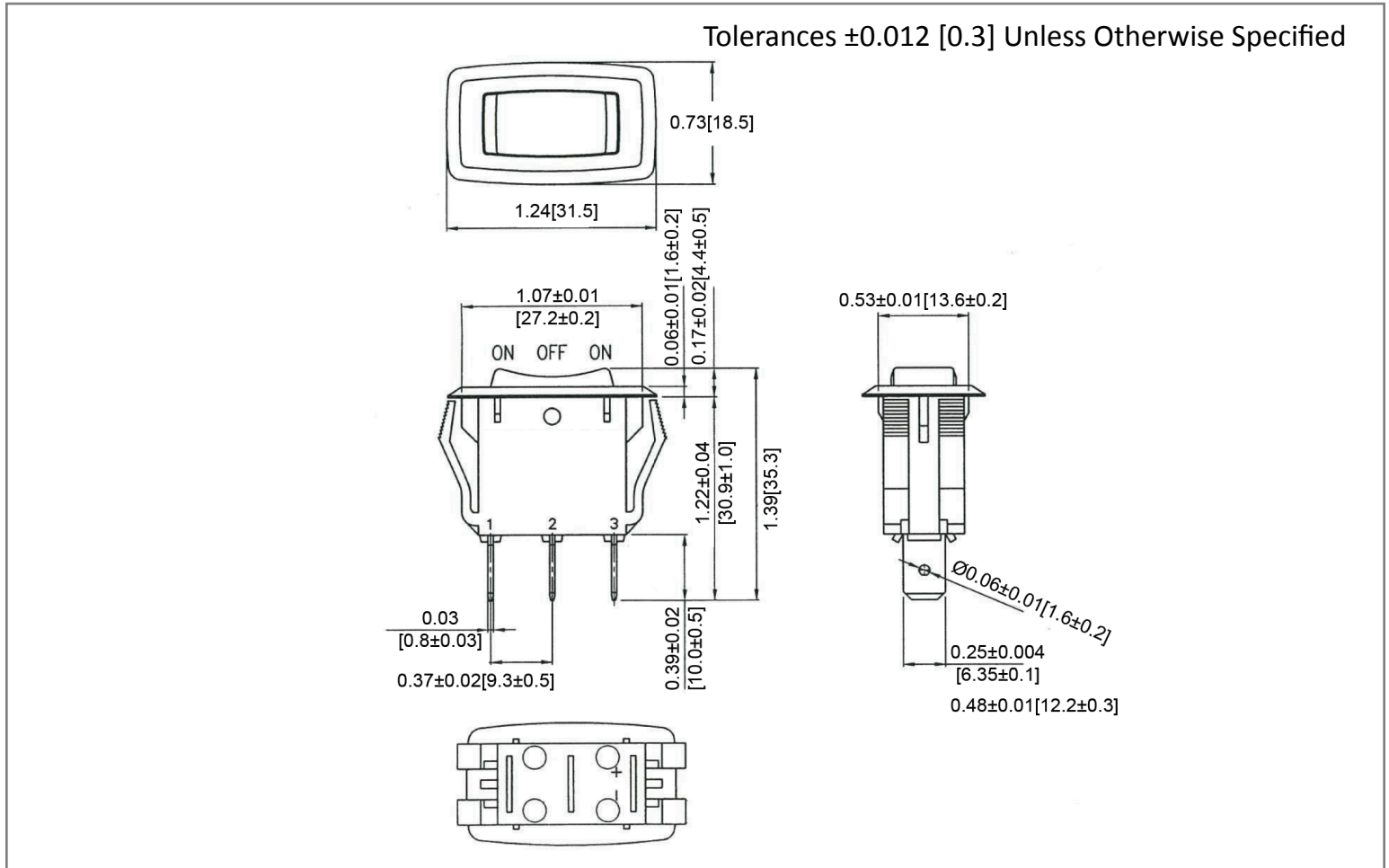
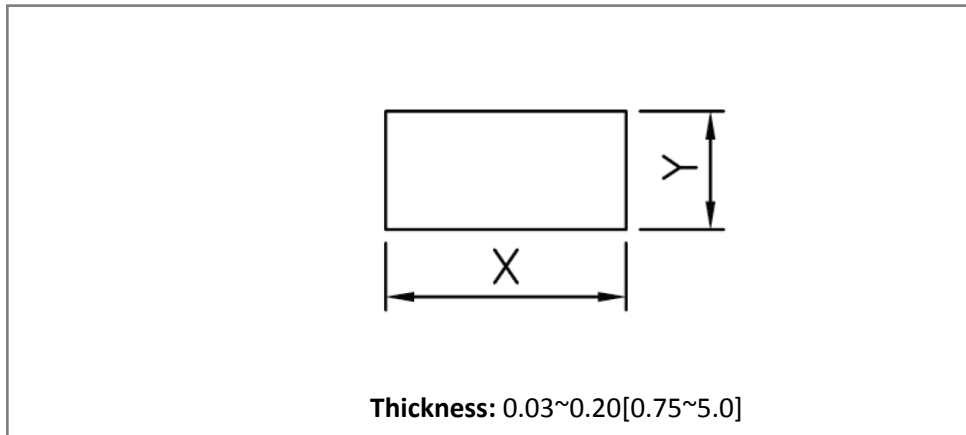


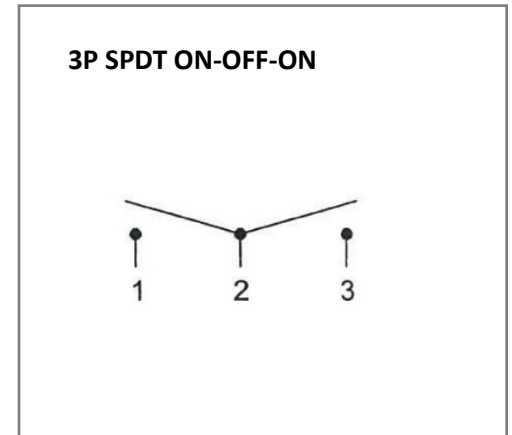
Mechanical Dimensions: Inches [mm]



Mounting Hole



Circuit Diagram



Electrical Specifications

| | |
|------------------------------|--|
| Rating | 16(4)A 125/250V AC 20A 125V AC 1/3HP, 10(4)A 250V AC 16A 250V AC 1/2HP |
| Contact Resistance | 50m ohm Max |
| Insulation Resistance | DC 500V 100M ohm Min |
| Dielectric Strength | AC 1500V 1 minute |
| Operation Temperature | -25°C~85°C |

Material Specifications

| | |
|------------------|------------------------------|
| Frame | Black, Nylon 66 |
| Actuator | Black, Nylon 66 |
| Terminals | Silver plated , Copper alloy |

| Rev | Date of issue | Revision Notes | Designed | Approved |
|-----|---------------|-----------------|----------|----------|
| B | 06-08-2021 | Initial Drawing | RC | OF |