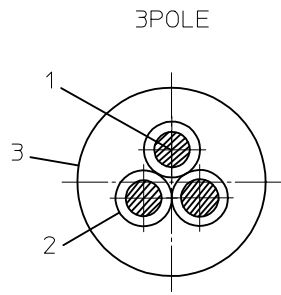
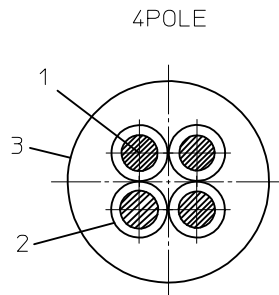


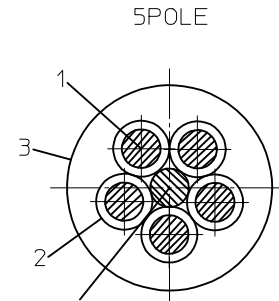
CABEL CONSTRUCTION



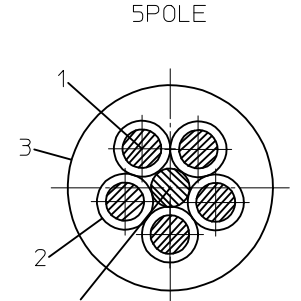
	WIRE COLOR
B30-3	black
B33-3	brown
B36-3	blue



	WIRE COLOR
B30-4	black
B33-4	brown
B36-4	white blue



	WIRE COLOR
B30-5	black
B33-5	gray
B36-5	brown white blue




	WIRE COLOR
B42-5	black
B45-5	green/yellow
B50-5	brown white blue

1 Conductor:							
Material				Bare Copper			
Stranding				42x0.10		n° x mm	
Section				22/0.34		AWG/mm²	
Electrical resistant				<61.6(IEC60344)		Ohm/Km	
Type of Strand				Cl.6 VDE 0295			
Copper Standart				EN 13602- ETP1, DIN 40500 E-Cu 58			
Conducibility				>100% IACS			
Tensile Strength				>200 (ISO6892/IEC60189-1/EN 50289-3-2)		N/mm²	
Elongation				>8 (ISO6892 IEC60189-1/EN 50289-3-2)		%	
2 Insulation:							
Conductor nr.		3		4		5	
Diameter						1.25 +/-0.10 mm	
Compound						TPE	
Avg. thickness						0.25 (nom.) mm	
Hardness						60 ShD	
Standart						UL 758 - CSA C22.2	
Assembly						Backtorsion: Max lay 16xd, Direction Sx(S)	
Color						see picture (Clockwise end of reel)	
3 Jacket:							
Compound						Special compound (TPU based)	
Avg. thickness						1.00 nom. mm	
Hardness						85 ShA	
Color						see chart 1	
Diameter		4.80 +/- 0.20 mm		5.10 +/- 0.20 mm		5.50 +/- 0.20 mm	
Strandart						UL 758 - CAS C22.2	

ENTER DESCRIPTION EC NO: IPG2015-0539 DRW:FSCHAUHAUSER 2014/09/18 CHKD:REISSNER 2014/09/30 APPR:CBURGER 2014/10/16	QUALITY SYMBOLS ▽=0 ◻=0	GENERAL TOLERANCES (UNLESS SPECIFIED)		DIMENSION STYLE MM ONLY		SCALE	DESIGN UNITS METRIC	THIRD ANGLE PROJECTION	
								TITLE	
								CABLE TPU 0.34 UNSH DCS	
								WELD SLAG RESISTANCE	
								molex	
		ANGULAR ±---°		DRAWN BY APOHL		DATE 2013/10/11		DOCUMENT NO. SD-120209-001	
		DRAFT WHERE APPLICABLE MUST REMAIN WITHIN DIMENSIONS		CHECKED BY REISSNER		DATE 2014/03/26			
				APPROVED BY CBURGER		DATE 2013/10/29		SHEET NO. 1 OF 2	
				MATERIAL NO. SEE SHEET 2					
				SIZE A3		THIS DRAWING CONTAINS INFORMATION THAT IS PROPRIETARY TO MOLEX INCORPORATED AND SHOULD NOT BE USED WITHOUT WRITTEN PERMISSION			

MECHANICAL AND ELECTRICAL CHARACTERISTICS



Coil of 200m / 100m

Temperature range (static)	max. -40/+90 °C (ISO 6722)
Temperature range (dynamic)	-25/+80 °C 'free motion' without periodic recurrence and forced guidance
Temperature range (in drag chain)	-5/+60 °C
Voltage rating	600V
Bending radius (static)	up to 5x O.D.
Bending radius (drag chain)	up to 7,5x O.D.
Max installation pulling force	3pol = 110N / 4pol = 150N / 5pol = 180N / 8pol = 220N
Capacitance (typ)	95 pF/m (IEC 60189-1-8.4)
Voltage test (core/core)	2000Vx1Va.c. (IEC60885-1)
voltage test (core/screen if present)	1000Vx1Va.c. (IEC60885-1)
Insulation resistance (20°C)	>100 MOhmXKm (IEC60189-1 & IEC60885-1 or EN50289-1-4)
Volume resistivity (20°C)	>10 ¹² OhmXcm (ASTM D257)
Flame resistant	IEC60332-1, UL Vertical flame test , CSA FT-1
Oil resistant	ISO6722, UL758/2556 (immersion at 100°C in oil IIRM902 ex ASTM2)
Free of FCKW, Silicone and Pb	yes
UV resistant	yes (UL1581/2556-300h)
Tear resistant	yes (EN50396)
Hydrolysis resistant	yes (EN50396)
Weld Slag resistance	yes , S-300 MOLEX test
Suitable for Drag Chain application (25°C)	up tp 5 Mio (subject to correct installation), Axial D. C., 200m/min, 5m/s ²
Suitable for Torsion application (25°C)	max +180°/m, optional-recommended +30°/m
Homologation	UL Style 21215 + CSA; rating 80°C 600V

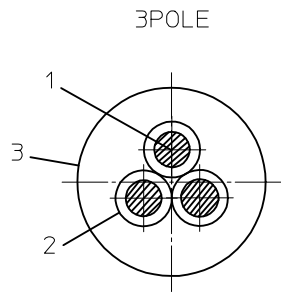
WIRE	CABLE COLOR	PN	ENGINEERING NO.	DESCRIPTION
3POLE	black	1121800003	B30-3-200	COIL 200M CABLE 3X0.34 TPU BK DCS
4POLE	black	1121800004	B30-4-200	COIL 200M CABLE 4X0.34 TPU BK DCS
5POLE	black	1121800005	B30-5-200	COIL 200M CABLE 5X0.34 TPU BK DCS
5POLE	black	1121800064	B42-5-200	COIL 200M CABLE 5X0.34 TPU BK GN/YE
3POLE	orange	1121800007	B36-3-200	COIL 200M CABLE 3X0.34 TPU OR DCS
4POLE	orange	1121800008	B36-4-200	COIL 200M CABLE 4X0.34 TPU OR DCS
5POLE	orange	1121800009	B36-5-200	COIL 200M CABLE 5X0.34 TPU OR DCS
5POLE	orange	1121800065	B50-5-200	COIL 200M CABLE 5X0.34 TPU OR GN/YE
3POLE	grey	1121800011	B33-3-200	COIL 200M CABLE 3X0.34 TPU GY DCS
4POLE	grey	1121800012	B33-4-200	COIL 200M CABLE 4X0.34 TPU GY DCS
5POLE	grey	1121800013	B33-5-200	COIL 200M CABLE 5X0.34 TPU GY DCS
5POLE	grey	1121800066	B45-5-200	COIL 200M CABLE 5X0.34 TPU GY GN/YE

RAW CABLE

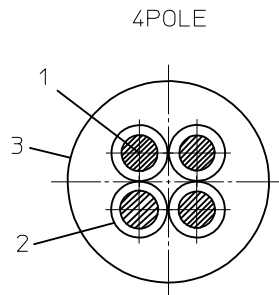
WIRE	CABLE COLOR	PN	ENGINEERING NO.	DESCRIPTION
3POLE	black	1202091036	B30-3	Cable 3x0.34 TPU BK D4,80 TPE UNSH DCS weld slag resistance
4POLE	black	1202091037	B30-4	Cable 4x0.34 TPU BK D5,10 TPE UNSH DCS weld slag resistance
5POLE	black	1202098386	B30-5	Cable 5x0.34 TPU BK D5,50 TPE UNSH DCS weld slag resistance
5POLE	black	1202091038	B42-5	Cable 5x0.34 TPU BK D5,50 TPE UNSH GN/YE weld slag resistance
3POLE	orange	1202091040	B36-3	Cable 3x0.34 TPU OR D4,80 TPE UNSH DCS weld slag resistance
4POLE	orange	1202091041	B36-4	Cable 4x0.34 TPU OR D5,10 TPE UNSH DCS weld slag resistance
5POLE	orange	1202098387	B36-5	Cable 5x0.34 TPU OR D5,50 TPE UNSH DCS weld slag resistance
5POLE	orange	1202091042	B50-5	Cable 5x0.34 TPU OR D5,50 TPE UNSH GN/YE weld slag resistance
3POLE	gray	1202091044	B33-3	Cable 3x0.34 TPU GY D4,80 TPE UNSH DCS weld slag resistance
4POLE	gray	1202091045	B33-4	Cable 4x0.34 TPU GY D5,10 TPE UNSH DCS weld slag resistance
5POLE	gray	1202098388	B33-5	Cable 5x0.34 TPU GY D5,50 TPE UNSH DCS weld slag resistance
5POLE	gray	1202091046	B45-5	Cable 5x0.34 TPU GY D5,50 TPE UNSH GN/YE weld slag resistance

ENTER DESCRIPTION EC NO: IPG2015-0539 DRW:NFSCHAFHAUSER 2014/09/18 CHKD:REISSNER 2014/09/30 APPR:CBURGER 2014/10/16	QUALITY SYMBOLS ▽=0 ◻=0	GENERAL TOLERANCES (UNLESS SPECIFIED)		DIMENSION STYLE MM ONLY		SCALE 1:20	DESIGN UNITS METRIC	THIRD ANGLE PROJECTION	
			mm	INCH	DRAWN BY APOHL	DATE 2013/10/11	TITLE CABLE TPU 0.34 UNSH DCS WELD SLAG RESISTANCE molex DOCUMENT NO. SD-120209-001 SHEET NO. 2 OF 2		
		4 PLACES	± ---	± ---	CHECKED BY REISSNER	DATE 2014/03/26			
		3 PLACES	± ---	± ---	APPROVED BY CBURGER	DATE 2013/10/29			
2 PLACES	± ---	± ---	MATERIAL NO.	SEE TABLE					
1 PLACE	± ---	± ---	DRAFT WHERE APPLICABLE MUST REMAIN WITHIN DIMENSIONS		SIZE A3	THIS DRAWING CONTAINS INFORMATION THAT IS PROPRIETARY TO MOLEX INCORPORATED AND SHOULD NOT BE USED WITHOUT WRITTEN PERMISSION			
0 PLACE	± ---	± ---							

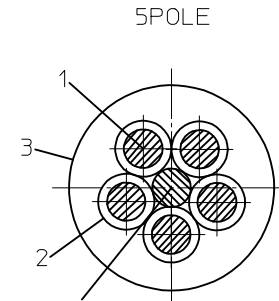
CABEL CONSTRUCTION



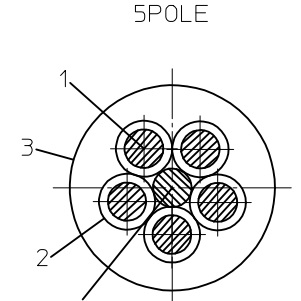
	WIRE COLOR
B30-3	black
B33-3	brown
B36-3	blue



	WIRE COLOR
B30-4	black
B33-4	brown
B36-4	white blue



	WIRE COLOR
B30-5	black
B33-5	gray
B36-5	brown white blue




	WIRE COLOR
B42-5	black
B45-5	green/yellow
B50-5	brown white blue

1 Conductor:							
Material			Bare Copper				
Stranding			42x0.10		n° x mm		
Section			22/0.34		AWG/mm²		
Electrical resistant			<61.6(IEC60344)		Ohm/Km		
Type of Strand			Cl.6 VDE 0295				
Copper Standart			EN 13602- ETP1, DIN 40500 E-Cu 58				
Conducibility			>100% IACS				
Tensile Strength			>200 (ISO6892/IEC60189-1/EN 50289-3-2)		N/mm²		
Elongation			>8 (ISO6892 IEC60189-1/EN 50289-3-2)		%		
2 Insulation:							
Conductor nr.	3		4		5		5
Diameter					1.25 +/-0.10 mm		
Compound					TPE		
Avg. thickness					0.25 (nom.) mm		
Hardness					60 ShD		
Standart					UL 758 - CSA C22.2		
Assembly					Backtorsion: Max lay 16xd, Direction Sx(S)		
Color					see picture (Clockwise end of reel)		
3 Jacket:							
Compound					Special compound (TPU based)		
Avg. thickness					1.00 nom. mm		
Hardness					85 ShA		
Color					see chart 1		
Diameter	4.80 +/- 0.20 mm		5.10 +/- 0.20 mm		5.50 +/- 0.20 mm		5.50 +/- 0.20 mm
Strandart					UL 758 - CAS C22.2		

ENTER DESCRIPTION EC NO: IPG2015-0539 DRW:FSCHAUHAUSER 2014/09/18 CHKD:REISSNER 2014/09/30 APPR:CBURGER 2014/10/16	QUALITY SYMBOLS ▽=0 ◻=0	GENERAL TOLERANCES (UNLESS SPECIFIED)		DIMENSION STYLE MM ONLY		SCALE	DESIGN UNITS METRIC	THIRD ANGLE PROJECTION	
		ANGULAR ±---°		DRAWN BY APOHL		DATE 2013/10/11		TITLE CABLE TPU 0.34 UNSH DCS WELD SLAG RESISTANCE molex	
		DRAFT WHERE APPLICABLE MUST REMAIN WITHIN DIMENSIONS		CHECKED BY REISSNER		DATE 2014/03/26			
				APPROVED BY CBURGER		DATE 2013/10/29			
				MATERIAL NO.		DOCUMENT NO.			
				SEE SHEET 2		SD-120209-001			
				SIZE A3		THIS DRAWING CONTAINS INFORMATION THAT IS PROPRIETARY TO MOLEX INCORPORATED AND SHOULD NOT BE USED WITHOUT WRITTEN PERMISSION		SHEET NO. 1 OF 2	

MECHANICAL AND ELECTRICAL CHARACTERISTICS



Coil of 200m / 100m

Temperature range (static)	max. -40/+90 °C (ISO 6722)
Temperature range (dynamic)	-25/+80 °C 'free motion' without periodic recurrence and forced guidance
Temperature range (in drag chain)	-5/+60 °C
Voltage rating	600V
Bending radius (static)	up to 5x O.D.
Bending radius (drag chain)	up to 7,5x O.D.
Max installation pulling force	3pol = 110N / 4pol = 150N / 5pol = 180N / 8pol = 220N
Capacitance (typ)	95 pF/m (IEC 60189-1-8.4)
Voltage test (core/core)	2000Vx1Va.c. (IEC60885-1)
voltage test (core/screen if present)	1000Vx1Va.c. (IEC60885-1)
Insulation resistance (20°C)	>100 MΩhmKcm (IEC60189-1 & IEC60885-1 or EN50289-1-4)
Volume resistivity (20°C)	>10 ¹² Ωhm ³ cm (ASTM D257)
Flame resistant	IEC60332-1, UL Vertical flame test , CSA FT-1
Oil resistant	ISO6722, UL758/2556 (immersion at 100°C in oil IIRM902 ex ASTM2)
Free of FCKW, Silicone and Pb	yes
UV resistant	yes (UL1581/2556-300h)
Tear resistant	yes (EN50396)
Hydrolysis resistant	yes (EN50396)
Weld Slag resistance	yes , S-300 MOLEX test
Suitable for Drag Chain application (25°C)	up tp 5 Mio (subject to correct installation), Axial D. C., 200m/min, 5m/s ²
Suitable for Torsion application (25°C)	max +180°/m, optional-recommended +30°/m
Homologation	UL Style 21215 + CSA; rating 80°C 600V

WIRE	CABLE COLOR	PN	ENGINEERING NO.	DESCRIPTION
3POLE	black	1121800003	B30-3-200	COIL 200M CABLE 3X0.34 TPU BK DCS
4POLE	black	1121800004	B30-4-200	COIL 200M CABLE 4X0.34 TPU BK DCS
5POLE	black	1121800005	B30-5-200	COIL 200M CABLE 5X0.34 TPU BK DCS
5POLE	black	1121800064	B42-5-200	COIL 200M CABLE 5X0.34 TPU BK GN/YE
3POLE	orange	1121800007	B36-3-200	COIL 200M CABLE 3X0.34 TPU OR DCS
4POLE	orange	1121800008	B36-4-200	COIL 200M CABLE 4X0.34 TPU OR DCS
5POLE	orange	1121800009	B36-5-200	COIL 200M CABLE 5X0.34 TPU OR DCS
5POLE	orange	1121800065	B50-5-200	COIL 200M CABLE 5X0.34 TPU OR GN/YE
3POLE	grey	1121800011	B33-3-200	COIL 200M CABLE 3X0.34 TPU GY DCS
4POLE	grey	1121800012	B33-4-200	COIL 200M CABLE 4X0.34 TPU GY DCS
5POLE	grey	1121800013	B33-5-200	COIL 200M CABLE 5X0.34 TPU GY DCS
5POLE	grey	1121800066	B45-5-200	COIL 200M CABLE 5X0.34 TPU GY GN/YE

RAW CABLE

WIRE	CABLE COLOR	PN	ENGINEERING NO.	DESCRIPTION
3POLE	black	1202091036	B30-3	Cable 3x0.34 TPU BK D4,80 TPE UNSH DCS weld slag resistance
4POLE	black	1202091037	B30-4	Cable 4x0.34 TPU BK D5,10 TPE UNSH DCS weld slag resistance
5POLE	black	1202098386	B30-5	Cable 5x0.34 TPU BK D5,50 TPE UNSH DCS weld slag resistance
5POLE	black	1202091038	B42-5	Cable 5x0.34 TPU BK D5,50 TPE UNSH GN/YE weld slag resistance
3POLE	orange	1202091040	B36-3	Cable 3x0.34 TPU OR D4,80 TPE UNSH DCS weld slag resistance
4POLE	orange	1202091041	B36-4	Cable 4x0.34 TPU OR D5,10 TPE UNSH DCS weld slag resistance
5POLE	orange	1202098387	B36-5	Cable 5x0.34 TPU OR D5,50 TPE UNSH DCS weld slag resistance
5POLE	orange	1202091042	B50-5	Cable 5x0.34 TPU OR D5,50 TPE UNSH GN/YE weld slag resistance
3POLE	gray	1202091044	B33-3	Cable 3x0.34 TPU GY D4,80 TPE UNSH DCS weld slag resistance
4POLE	gray	1202091045	B33-4	Cable 4x0.34 TPU GY D5,10 TPE UNSH DCS weld slag resistance
5POLE	gray	1202098388	B33-5	Cable 5x0.34 TPU GY D5,50 TPE UNSH DCS weld slag resistance
5POLE	gray	1202091046	B45-5	Cable 5x0.34 TPU GY D5,50 TPE UNSH GN/YE weld slag resistance

ENTER DESCRIPTION EC NO: IPG2015-0539 DRW:NFSCHAFHAUSER 2014/09/18 CHKD:REISSNER 2014/09/30 APPR:CBURGER 2014/10/16	QUALITY SYMBOLS ▽=0 ◻=0	GENERAL TOLERANCES (UNLESS SPECIFIED)		DIMENSION STYLE MM ONLY		SCALE 1:20	DESIGN UNITS METRIC	THIRD ANGLE PROJECTION		
			mm	INCH	DRAWN BY	DATE	CABLE TPU 0.34 UNSH DCS WELD SLAG RESISTANCE molex SD-120209-001 SHEET NO. 2 OF 2			
		4 PLACES	± ---	± ---	APOHL	2013/10/11				
		3 PLACES	± ---	± ---	CHECKED BY	DATE				
		2 PLACES	± ---	± ---	REISSNER	2014/03/26				
1 PLACE	± ---	± ---	APPROVED BY	DATE						
0 PLACE	± ---	± ---	CBURGER	2013/10/29	MATERIAL NO.	DOCUMENT NO.				
DRAFT WHERE APPLICABLE MUST REMAIN WITHIN DIMENSIONS		SEE TABLE		THIS DRAWING CONTAINS INFORMATION THAT IS PROPRIETARY TO MOLEX INCORPORATED AND SHOULD NOT BE USED WITHOUT WRITTEN PERMISSION						