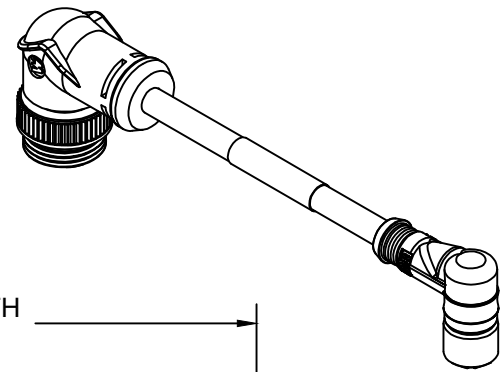


| SAP P/N # | ENGINEERING P/N | FINISHED LENGTH |
|------------|-----------------|-------------------|
| 1300390187 | DND39A-M005 | 0.5M [1FT 8 IN] |
| 1300390621 | DND39A-M150 | 15M [49FT 3 IN] |
| 1300390623 | DND39A-M300 | 30M [98FT 5 IN] |

PART NUMBER LEGEND

DND39A-M002

LENGTH:
M005= 0.5 METER
M010= 1 METER
M100= 10 METER

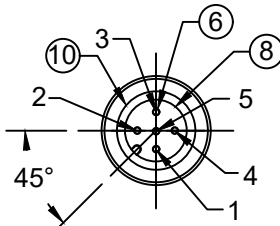
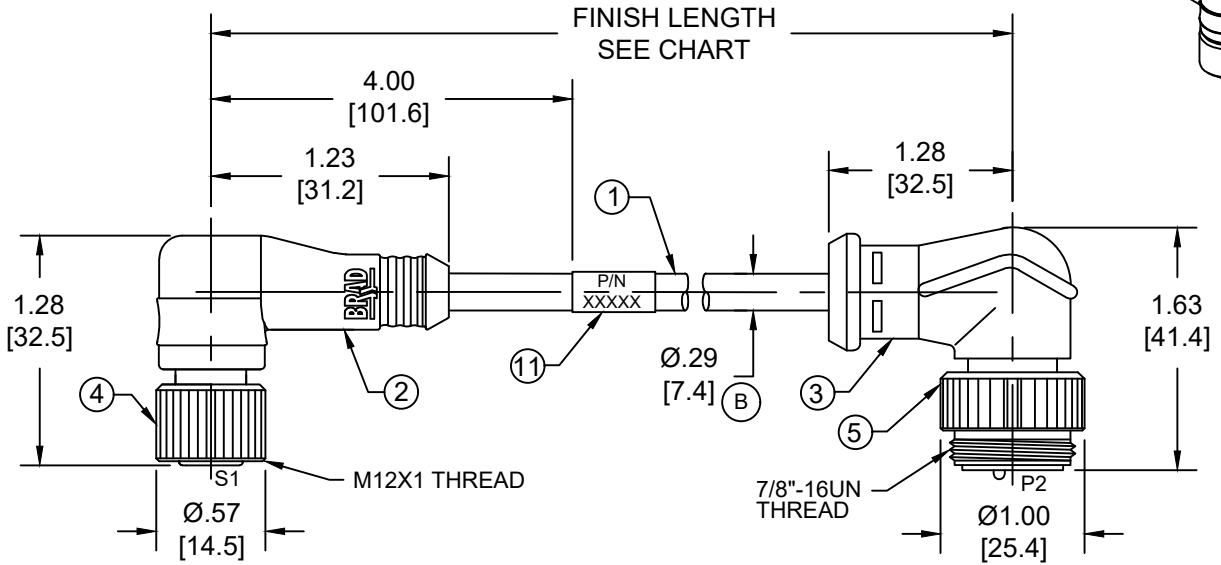


CABLE LENGTH TOLERANCES

| | |
|--------------------------|-------------------------|
| <.3M [1FT]: | +19mm-0 [+.75in-0] |
| .3 - .9M [1 - 3FT]: | +44.5mm-0 [+1.75in-0] |
| .9 - 1.8M [3 - 6FT]: | +55.6mm-0 [+2.19in-0] |
| 1.8 - 3.7M [6 - 12FT]: | +88.9mm-0 [+3.50in-0] |
| 3.7 - 7.3M [12 - 24FT]: | +165.1mm-0 [+6.50in-0] |
| 7.3-14.6M [24 - 48FT]: | +317.5mm-0 [+12.50in-0] |
| 14.6 - 30.5M [48-100FT]: | +622.3mm-0 [+24.50in-0] |
| OVER 30M [100FT] | +2% OF FINISHED LENGTH |

NOTES:

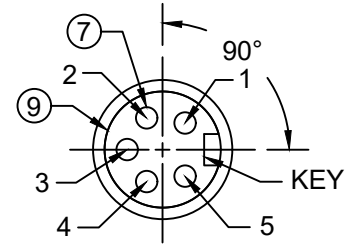
- MATERIAL: SEE TABLE
- FINISH: SEE TABLE
- ELECTRICAL:
VOLTAGE: 250V
CURRENT: 4A
- TEMP RATING: -20°C TO +80°C
- PROTECTION: IP67 (WHEN MATED)
- UL LISTED FILE: E152210
CSA CERTIFIED FILE: LR6837
- ALL DIMENSIONS ARE FOR REFERENCE UNLESS TOLERANCED OR NOTED OTHERWISE



FEMALE FACE VIEW

| S1 | | P2 |
|----|-------|----|
| 1 | DRAIN | 1 |
| 2 | RED | 2 |
| 3 | BLACK | 3 |
| 4 | WHITE | 4 |
| 5 | BLUE | 5 |

WIRING DIAGRAM



MALE FACE VIEW

| 11 | WRAP LABEL | VINYL | BLACK/YELLOW |
|------|----------------------|---------------|------------------|
| 10 | O-RING | NITRILE | RED |
| 9 | INSERT(MINI) | TPE | BLACK |
| 8 | INSERT(MICRO) | NYLON | BLACK |
| 7 | PIN CONTACT | COPPER ALLOY | GOLD OVER NICKEL |
| 6 | SOCKET CONTACT | COPPER ALLOY | GOLD OVER NICKEL |
| 5 | COUPLING NUT(MINI) | ZINC DIE-CAST | BLACK E-COAT |
| 4 | COUPLING NUT(MICRO) | ZINC DIE-CAST | BLACK E-COAT |
| 3 | OVERMOLD(MINI) | TPC | GRAY |
| 2 | OVERMOLD(MICRO) | TPC | GRAY |
| 1 | DEVICENET DROP CABLE | PVC JACKET | GRAY |
| ITEM | COMPONENT | MATERIAL | FINISH |

| | | | | | | | | | | | | | | | | | | | | | | | |
|--|--|--|--|-------|--|--|--|---|--|--|--|---|--|--|--|--|--|--|--|--|--|--|--|
| FUNCTIONAL SYMBOLS | | | | | | | | | | | | THIS DRAWING CONTAINS INFORMATION THAT IS PROPRIETARY TO MOLEX ELECTRONIC TECHNOLOGIES, LLC AND SHOULD NOT BE USED WITHOUT WRITTEN PERMISSION | | | | | | | | | | | |
| DIMENSION UNITS | | | | SCALE | | | | CURRENT REV DESC: ITEM-2, 3 & 9 WERE PVC. ADDED ITEM-10, TOL CHART, PN LEGEND, UL, CSA AND CABLE DIA. MODIFIED PN CHART | | | | | | | | | | | | | | | |
| INCH/MM | | | | NTS | | | | EC NO: 720800 | | | | | | | | | | | | | | | |
| GENERAL TOLERANCES (UNLESS SPECIFIED) | | | | | | | | | | | | DRWN: ABENJAMINLW 2022/07/28 CHK'D: RSTONE 2022/09/09 APPR: BWOODMAN 2022/09/09 | | | | | | | | | | | |
| DIVISIONAL SYMBOLS | | | | | | | | | | | | | | | | | | | | | | | |
| 4 PLACES ±---- | | | | ±---- | | | | DRWN: TWOLDEGE 2010/01/11 | | | | MINI-MICRO CHANGE DEVICENET, A-SIZE-M12, 5 POLE, MALE 90DEG -FEMALE 90DEG, SINGLE KEY, #22/4 AWG | | | | | | | | | | | |
| 3 PLACES ±---- | | | | ±---- | | | | APPR: JFMURPHY 2010/01/20 | | | | | | | | | | | | | | | |
| 2 PLACES ±---- | | | | ±---- | | | | INITIAL REVISION: | | | | PRODUCT CUSTOMER DRAWING | | | | | | | | | | | |
| 1 PLACE ±---- | | | | ±---- | | | | DRWN: TWOLDEGE 2010/01/11 | | | | DOCUMENT NUMBER | | | | | | | | | | | |
| 0 PLACES ±---- | | | | ±---- | | | | APPR: JFMURPHY 2010/01/20 | | | | SD-130039-023 | | | | | | | | | | | |
| ANGULAR TOL ± ---- ° | | | | | | | | THIRD ANGLE PROJECTION | | | | DOC TYPE/DOC PART/REVISION | | | | | | | | | | | |
| DRAFT WHERE APPLICABLE MUST REMAIN WITHIN DIMENSIONS | | | | | | | | DRAWING | | | | SHEET NUMBER | | | | | | | | | | | |
| | | | | | | | | A-SIZE | | | | 1 OF 1 | | | | | | | | | | | |
| | | | | | | | | SERIES | | | | GENERAL MARKET | | | | | | | | | | | |
| | | | | | | | | MATERIAL NUMBER | | | | SEE CHART | | | | | | | | | | | |
| | | | | | | | | CUSTOMER | | | | PSD 001 B | | | | | | | | | | | |

| | | | | |
|-----------------|----|--------------|------------|----------|
| DOCUMENT STATUS | P1 | RELEASE DATE | 2022/09/09 | 18:08:08 |
|-----------------|----|--------------|------------|----------|