


LOGPER ANTENNAS

HYPERLOG[®]

40 SERIES

All-in-one broadband antenna for the entire frequency range from 400 MHz to 6 GHz



Highlights:

- Optimal for EMC measurements with spectrum analyzers
- Polarization can be freely aligned
- Suitable for mobile use


AARONIA AG
WWW.AARONIA.DE

Gewerbegebiet Aaronia AG II, DE-54597 Strickscheid
Tel.: +49(0)6556-9019-355 Fax: +49(0)6556-93034
www.aaronia.com E-Mail: mail@aaronia.de



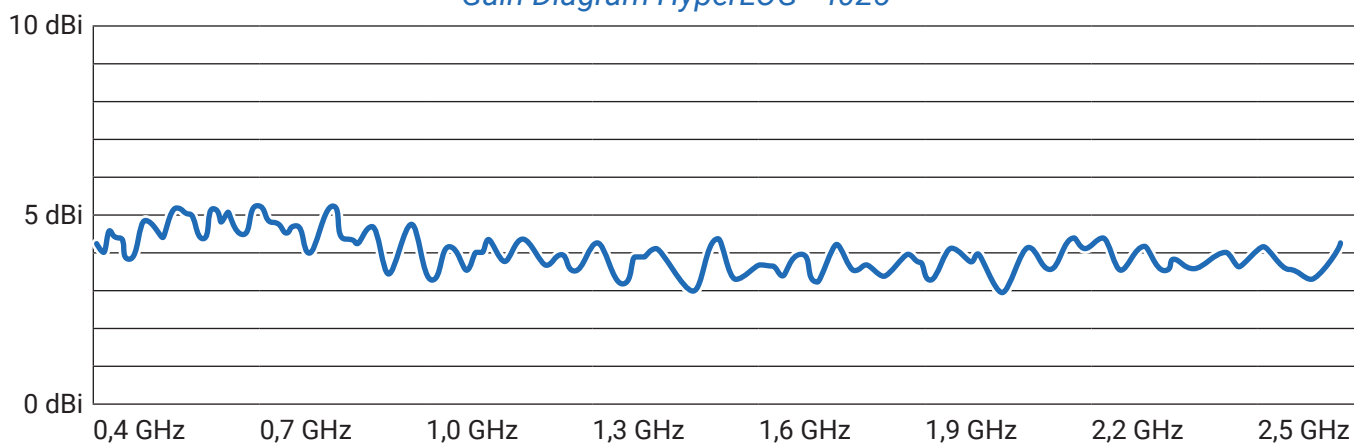
MADE IN GERMANY

Specifications

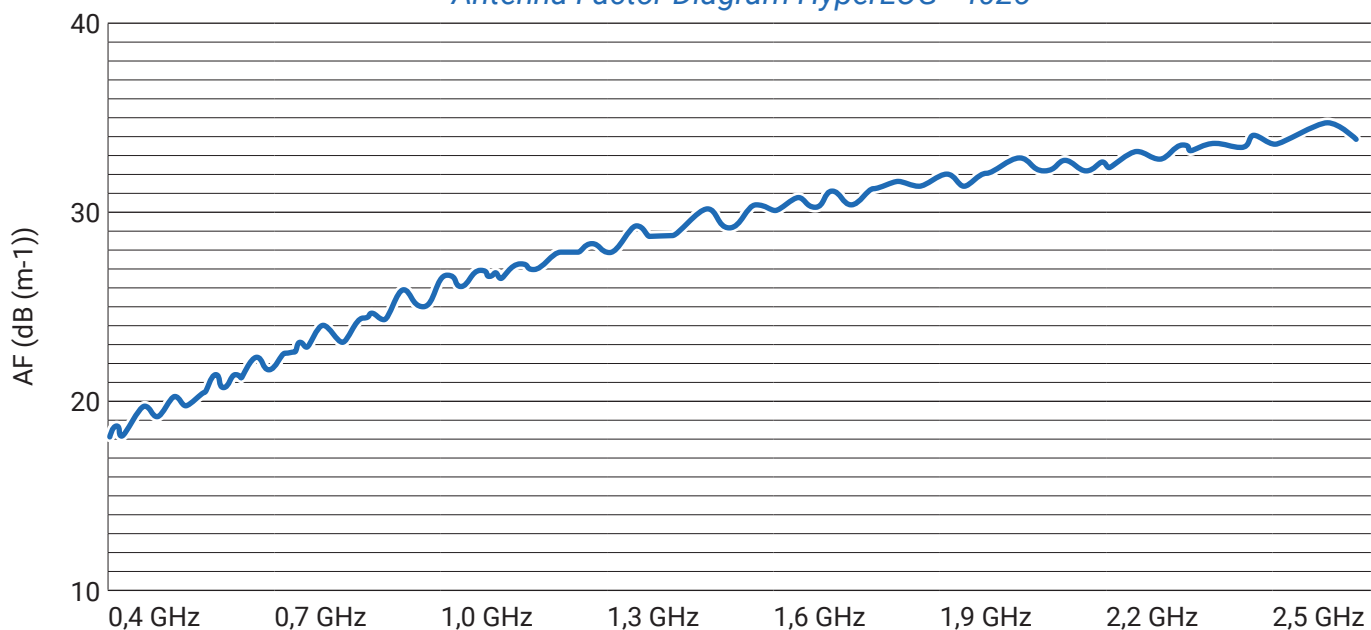
HyperLOG® 4025

Dimensions [L x W x D]	590 x 360 x 30 mm	Nominal Impedance	50 Ohm
Weight	1200 g	Calibration Points	211 (10 MHz steps)
Design	Log-periodical	VSWR (typ.)	< 2
Gain (typ.)	4 dBi	Max. Transmission Power	100 W CW (400 MHz)
RF Connection	SMA (f) or N with adapter (see optional adapter)	Antenna Factor	18 – 34 dB/m
Frequency Range	400 MHz – 2,5 GHz	Warranty	2 years

Gain Diagram HyperLOG® 4025



Antenna Factor Diagram HyperLOG® 4025

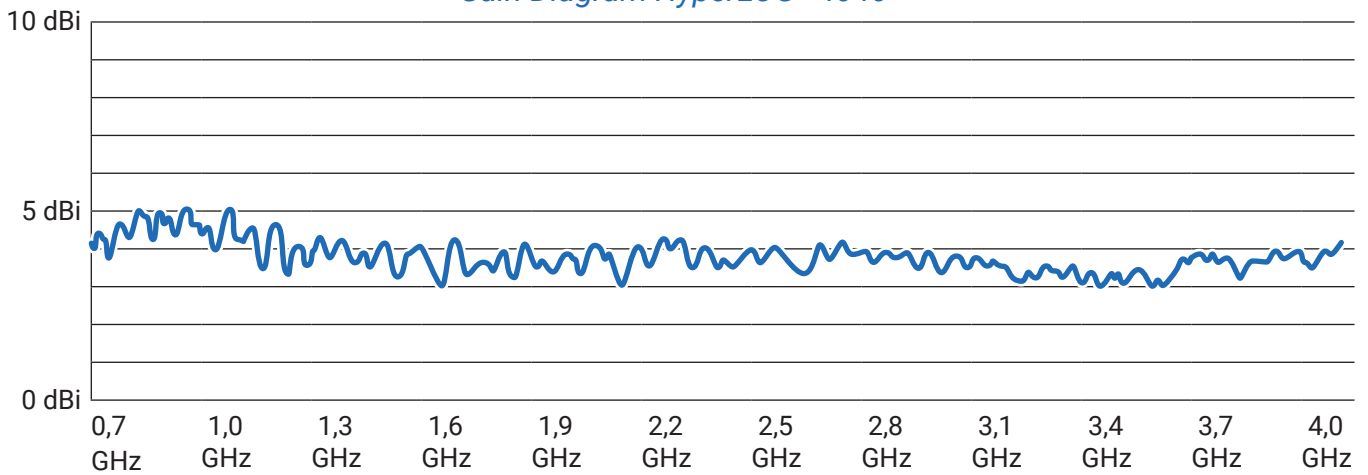


Specifications

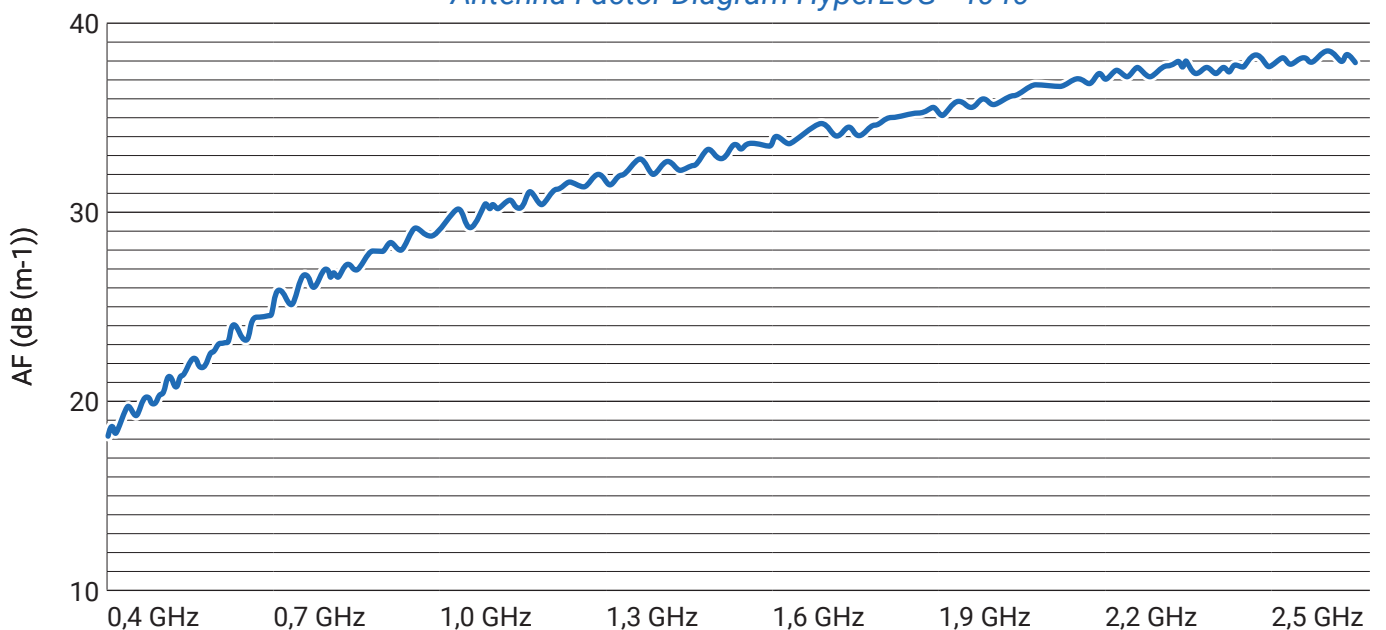
HyperLOG® 4040

Dimensions [L x W x D]	590 x 360 x 30 mm	Nominal Impedance	50 Ohm
Weight	1200 g	Calibration Points	361 (10 MHz steps)
Design	Log-periodical	VSWR (typ.)	< 2
Gain (typ.)	4 dBi	Max. Transmission Power	100 W CW (400 MHz)
RF Connection	SMA (f) or N with adapter (see optional adapter)	Antenna Factor	18 – 38 dB/m
Frequency Range	400 MHz – 4 GHz	Warranty	2 years

Gain Diagram HyperLOG® 4040



Antenna Factor Diagram HyperLOG® 4040

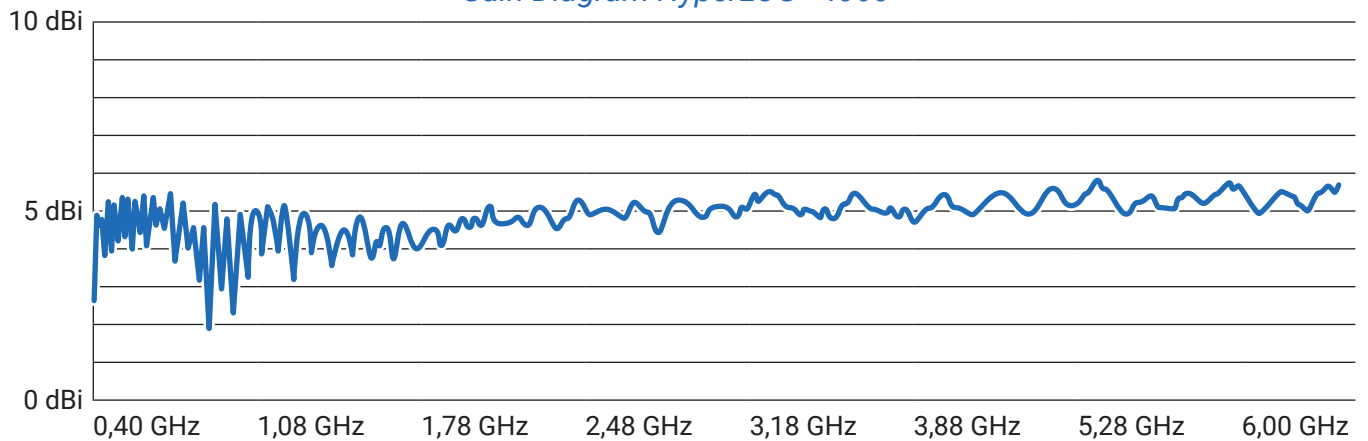


Specifications

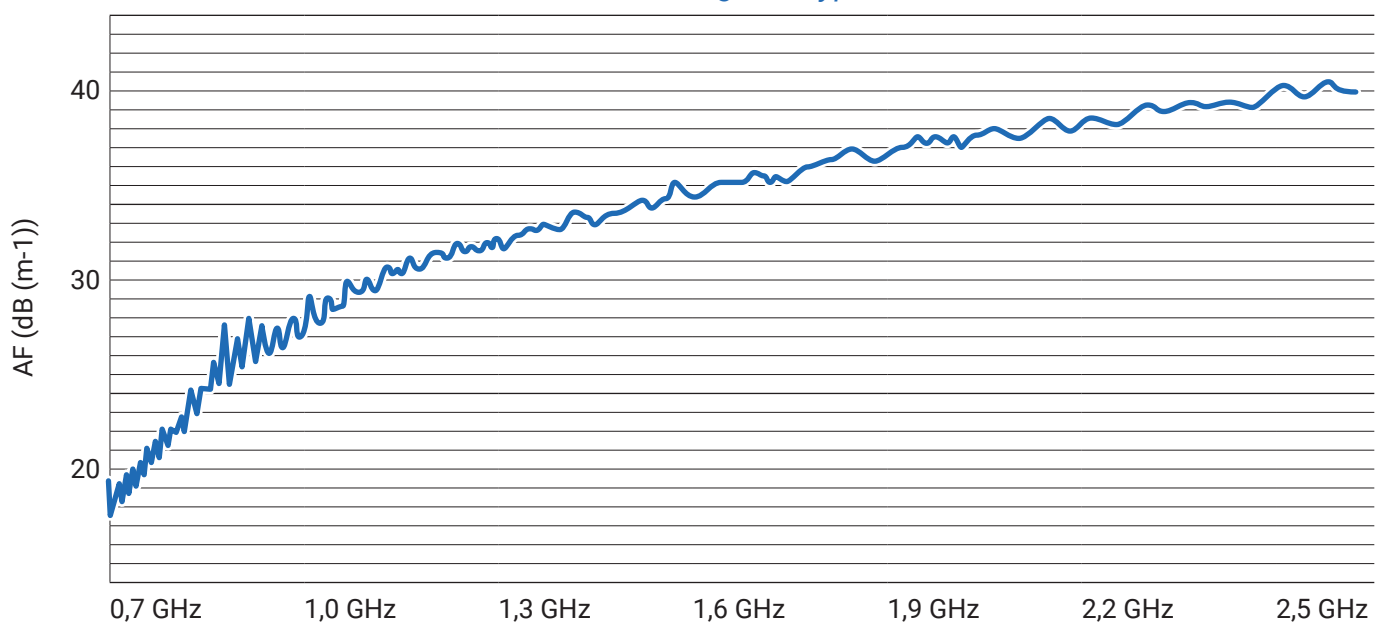
HyperLOG® 4060

Dimensions [L x W x D]	590 x 360 x 30 mm	Nominal Impedance	50 Ohm
Weight	1000 g	Calibration Points	561 (10 MHz steps)
Design	Log-periodical	VSWR (typ.)	< 2
Gain (typ.)	5 dBi	Max. Transmission Power	100 W CW (400 MHz)
RF Connection	SMA (f) or N with adapter (see optional adapter)	Antenna Factor	20 – 40 dB/m
Frequency Range	400 MHz – 6 GHz	Warranty	2 years

Gain Diagram HyperLOG® 4060



Antenna Factor Diagram HyperLOG® 4060



Recommended Accessories

Aluminum Tripod

Height adjustable, high stability. Recommended for use with HyperLOG® antennas.

Max. height: 105 cm.

Order/Art.-No.: 281



Multifunctional Pistol Grip

(strongly recommended)

Highly recommended for our HyperLOG® antennas. Quick and easy antenna polarization change, guarantees perfectly stable antenna handling.

Order/Art.-No.: 282

1 m / 5 m / 10 m SMA Cable

High-quality special SMA cable, connecting test equipment to any HyperLOG® antenna. Customers can choose between three different cables:

- 1 m standard SMA cable (RG316U)
 - 5 m low-loss SMA cable (especially low damping)
 - 10 m low-loss SMA cable (especially low damping)
- All versions: SMA plug (male) / SMA plug (male)

Order/Art.-No.: 771 (1 m), 772 (5 m), 773 (10 m)

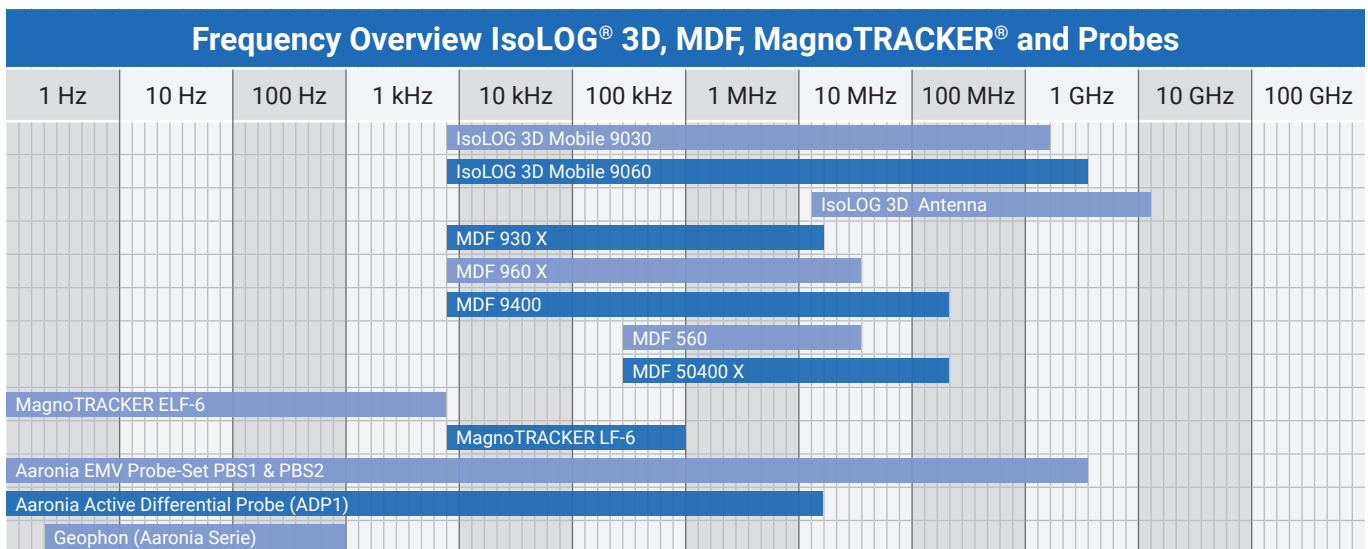
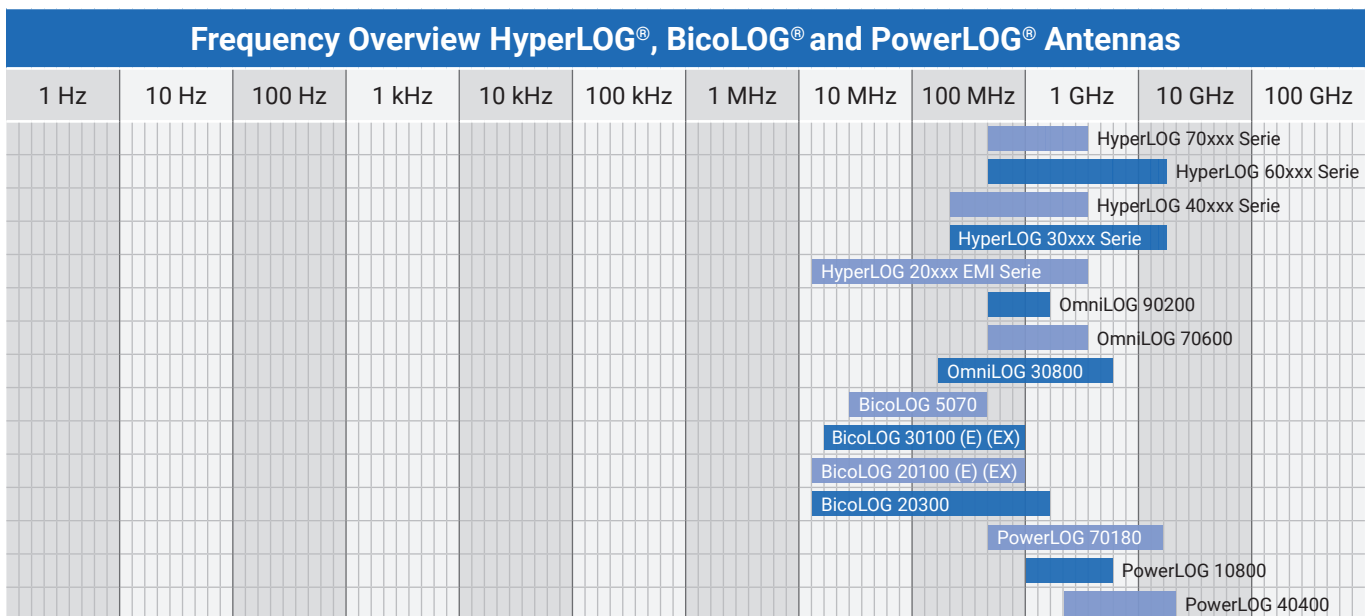
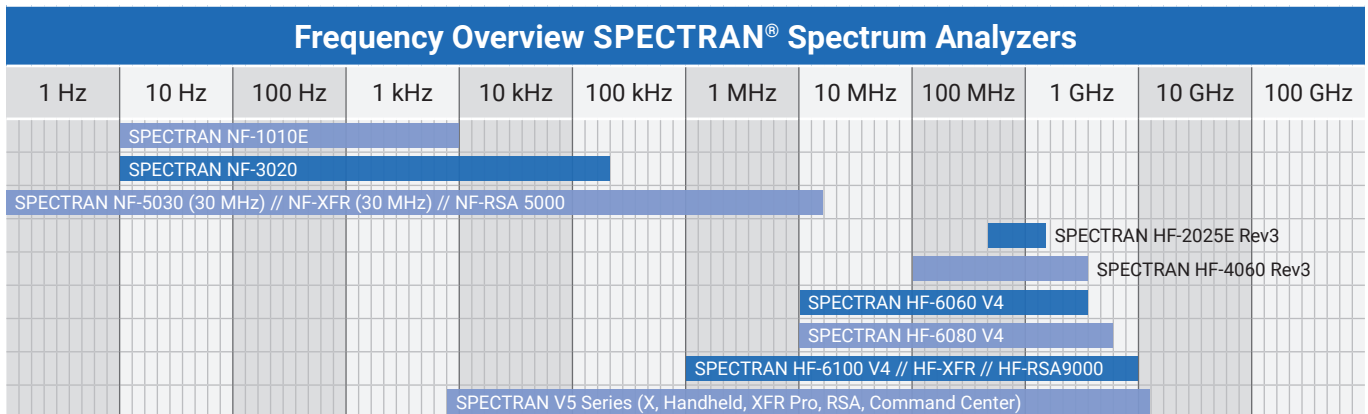


SMA to N Adapter

This special high-quality adapter allows for operating all HyperLOG® antennas with any standard spectrum analyzer equipped with an N connector. This adapter can be used with very high frequencies. Measuring just 30 x 20 mm in size, its nominal impedance is 50 Ohm. Layout: SMA socket (female) / N plug (male).

Order/Art.-No.: 770

Frequency Overviews



REFERENCES



Selected Aaronia Clients

Government, Military, Aeronautic, Astronautic

- **NATO**, Belgium
- **Department of Defense (DoD)**, USA
- **Department of Defence**, Australia
- **Airbus**, Germany
- **Boeing**, USA
- **German Armed Forces**, Germany
- **NASA**, USA
- **Lockheed Martin**, USA
- **Lufthansa**, Germany
- **German Aerospace Center (DLR)**, Germany
- **Eurocontrol**, Belgium
- **EADS**, Germany
- **Drug Enforcement Administration (DEA)**, USA
- **Federal Bureau of Investigation (FBI)**, USA
- **Federal Criminal Police Office (BKA)**, Germany
- **Federal Police**, Germany
- **Ministry of Defence**, Netherlands

Research/Development, Science and Universities

- **MIT - Physics Department**, USA
- **California State University**, USA
- **Indonesian Institute of Science (LIPI)**, Indonesia
- **Los Alamos National Laboratory (LANL)**, USA
- **University of Bahrain**, Bahrain
- **University of Florida**, USA
- **University of Victoria**, Canada
- **University of Newcastle**, United Kingdom
- **University of Durham**, United Kingdom
- **University Strasbourg**, France
- **University of Sydney**, Australia
- **University of Athen**, Greece
- **University of Munich**, Germany
- **Technical University of Hamburg**, Germany
- **Max-Planck Inst. for Radio Astronomy**, Germany
- **Max-Planck Inst. for Nuclear Physics**, Germany
- **Research Centre Karlsruhe**, Germany

Industry

- **IBM**, Switzerland
- **Intel**, Germany
- **Shell Oil Company**, USA
- **ATI**, USA
- **Microsoft**, USA
- **Motorola**, Brazil
- **Audi**, Germany
- **BMW**, Germany
- **Daimler**, Germany
- **Volkswagen**, Germany
- **BASF**, Germany
- **Siemens AG**, Germany
- **Rohde & Schwarz**, Germany
- **Infineon**, Austria
- **Philips**, Germany
- **ThyssenKrupp**, Germany
- **EnBW (Energie Baden-Württemberg)**, Germany
- **CNN**, USA
- **Duracell**, USA
- **German Telekom**, Germany
- **Bank of Canada**, Canada
- **NBC News**, USA
- **Sony**, Germany
- **Anritsu**, Germany
- **Hewlett-Packard**, Germany
- **Bosch**, Germany
- **Mercedes-Benz**, Austria
- **Osram**, Germany
- **DEKRA**, Germany
- **AMD**, Germany
- **Keysight**, China
- **Infineon Technologies**, Germany
- **Philips Semiconductors**, Germany
- **Hyundai Europe**, Germany
- **VIAVI**, Korea
- **Wilkinson Sword**, Germany
- **IBM Deutschland**, Germany
- **Nokia-Siemens Networks**, Germany



Aaronia AG, Gewerbegebiet Aaronia AG, DE-54597 Strickscheid, Germany
Phone: +49(0)6556-900310 | Fax: +49(0)6556-900319
Email: mail@aaronia.de | URL: www.aaronia.com