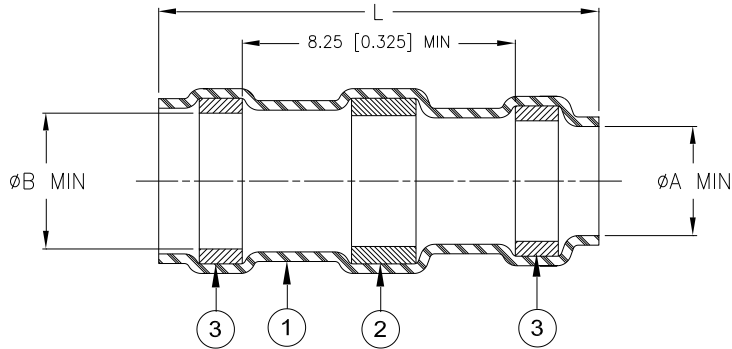


CUSTOMER DRAWING



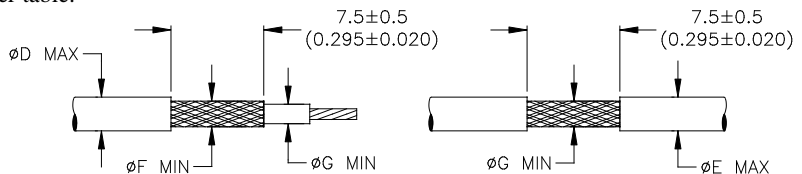
Product Name	Ident. Code	Product Dimensions			Cable Dimensions			
		$L \pm 1.75$ ($L \pm 0.075$)	ϕA min	ϕB min	ϕD max	ϕE max	ϕF min	ϕG min
S200-1-00-TC	S2001R	16.50 (0.650)	1.90 (0.075)	2.67 (0.105)	1.90 (0.075)	2.67 (0.105)	0.90 (0.035)	0.50 (0.020)
S200-2-00-TC	S2002R	16.50 (0.650)	2.67 (0.105)	3.68 (0.145)	2.67 (0.105)	3.68 (0.145)	1.40 (0.055)	0.75 (0.030)
S200-3-00-TC	S2003R	16.50 (0.650)	4.32 (0.170)	5.08 (0.200)	4.32 (0.170)	5.08 (0.200)	2.15 (0.085)	1.25 (0.050)
S200-4-00-TC	S2004R	19.10 (0.750)	5.97 (0.235)	6.48 (0.255)	5.97 (0.235)	6.48 (0.255)	3.30 (0.130)	1.80 (0.070)
S200-5-00-TC	S2005R	19.10 (0.750)	6.98 (0.275)	7.62 (0.300)	6.98 (0.275)	7.62 (0.300)	4.30 (0.170)	2.50 (0.100)

MATERIALS


- INSULATION SLEEVE: Heat-shrinkable, transparent blue, radiation cross-linked modified fluoropolymer.
- SOLDER PREFORM WITH FLUX AND THERMAL INDICATOR:
SOLDER: TYPE Sn96 per ANSI / J-STD-006.
FLUX: TYPE ROM1 per ANSI / J-STD-004.
- THERMAL INDICATOR: Color changes from orange to colorless.
- MELTABLE RINGS: Environment resistant modified thermoplastic fluoropolymer. Color: light blue.

APPLICATION

- These parts are designed to provide an environment resistant shield termination on cables, rated for 150°C minimum, meeting the dimensional criteria listed, having silver or nickel-plated shields and insulations compatible with the insert material. For compatible insulations consult TE Connectivity/Raychem.
- Install using TE Connectivity approved convection or infrared heating tools in accordance with TE Connectivity process standard RCPS-100-71. When installed with approved convection or infrared heating tools, assemblies will meet the performance requirements of SAE AS83519. Infrared tools are not recommended for use with black cable jackets.
- Parts shall be marked with identification code per table.
- Temperature range: -65°C to +200°C.
- For best results, prepare the cable as shown:



“G” is the minimum diameter on which the sleeve will seal.

		Raychem DEVICES		TITLE: SOLDERSLEEVE SHIELD TERMINATOR IMMERSION RESISTANT, 200 DEG C, ROHS COMPLIANT, THERMOCHROMIC*			
Unless otherwise specified dimensions are in millimeters. [Inches dimensions are shown in brackets]				DOCUMENT NO.: S200-X-00-TC			
TOLERANCES: 0.00 N/A 0.0 N/A 0 N/A	ANGLES: N/A ROUGHNESS IN MICRON	TE Connectivity reserves the right to amend this drawing at any time. Users should evaluate the suitability of the product for their application.		Rev: C	DATE: 21-Apr-2020		
PREPARED BY: UNGUYEN	ECO NUMBER: ECO-20-005249	REPLACES: N/A	CAGE CODE : 06090	SCALE: NTS	SIZE: A	SHEET: 1 of 1	

© 2020 TE Connectivity Ltd. Family of Companies. All Rights Reserved.

If this document is printed it becomes uncontrolled. Check for the latest revision.

*TE Connectivity, TE connectivity (logo), Raychem, SolderSleeve are trademarks