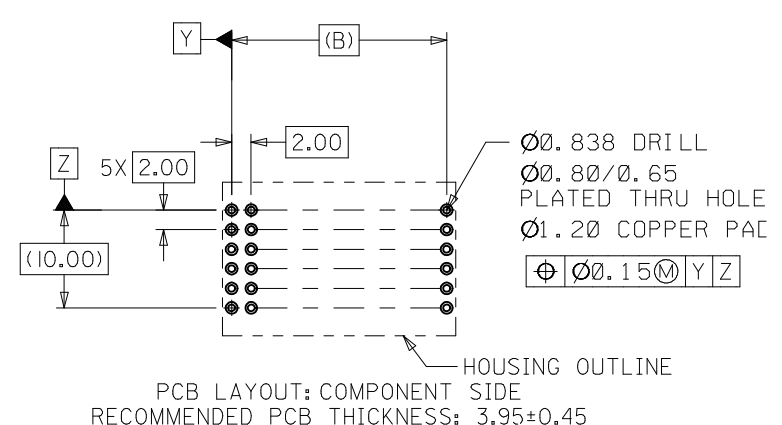
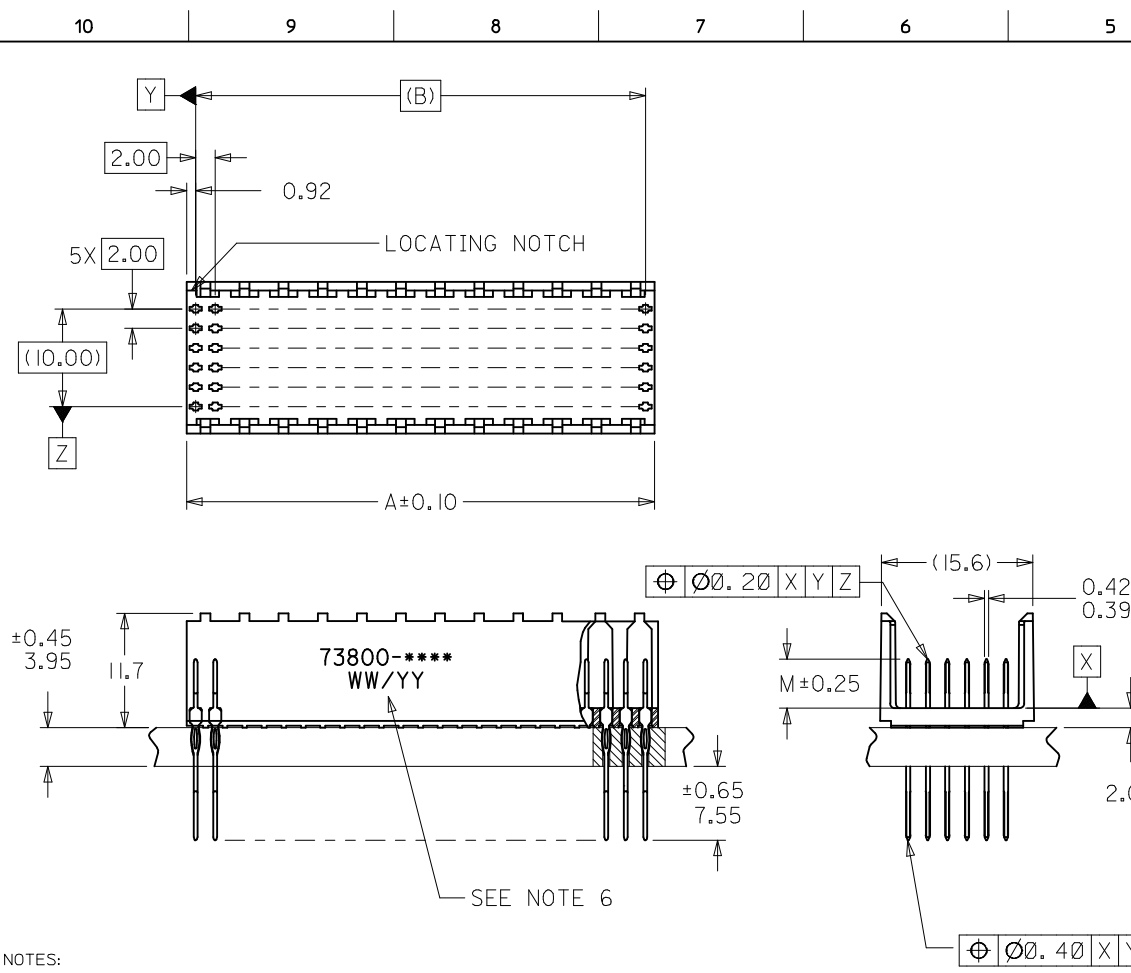


MATERIAL NUMBER	NUMBER OF CONTACTS	DIM "A"	DIM "B"	DIM "M"	PLATING
73800-0000	72	23.84	22.00	5.00	GOLD/GOLD FLASH
73800-0200	72	23.84	22.00	6.00	GOLD/GOLD FLASH
73800-1000	144	47.84	46.00	5.00	GOLD/GOLD FLASH
73800-1200	144	47.84	46.00	6.00	GOLD/GOLD FLASH
73800-2000	72	23.84	22.00	5.00	*GOLD/MATTE TIN
73800-2200	72	23.84	22.00	6.00	*GOLD/MATTE TIN
73800-3000	144	47.84	46.00	5.00	*GOLD/MATTE TIN
73800-3200	144	47.84	46.00	6.00	*GOLD/MATTE TIN

*FORMERLY TIN/LEAD



PCB LAYOUT: COMPONENT SIDE
RECOMMENDED PCB THICKNESS: 3.95±0.45

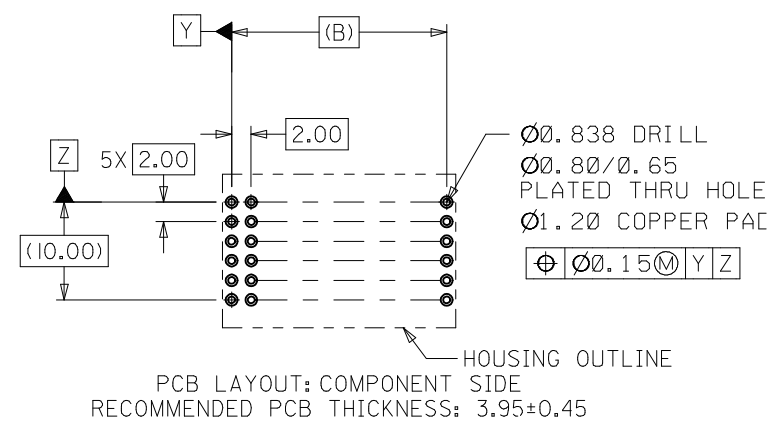
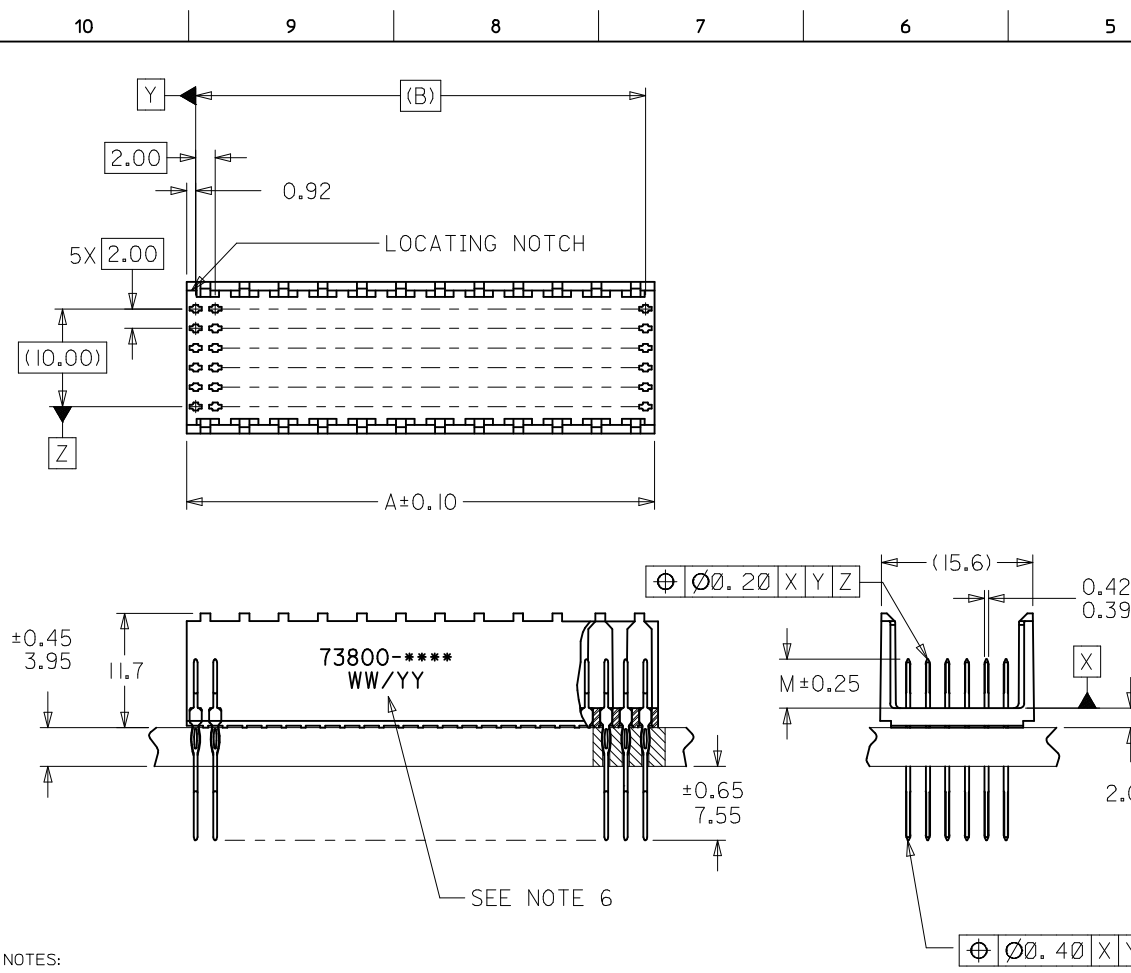
NOTES:

1. MATERIALS: HOUSING - LIQUID CRYSTAL POLYMER (LCP) GLASS-FILLED, UL 94V-0. COLOR: BLACK. TERMINAL - PHOSPHOR BRONZE.
2. FINISH: SELECTIVE GOLD (Au) IN CONTACT AREA, 0.76 MICROMETERS MINIMUM THICKNESS, NICKEL (Ni) AND GOLD FLASH OVERALL. SELECTIVE GOLD (Au) IN CONTACT AREA, 0.76 MICROMETERS MINIMUM THICKNESS, SELECTIVE MATTE TIN (Sn) ON IN TAIL AREA. NICKEL (Ni) OVERALL.
3. THIS PART CONFORMS TO MOLEX PRODUCT SPECIFICATION PS-73780-9999.
4. FOR MIXED CONTACT MATING LENGTHS, CONSULT FACTORY FOR AVAILABILITY.
5. PACKAGE PER 70873-0818.
6. PARTS MARKED WITH PART NUMBER AND DATE CODE ON EITHER SIDE, APPROXIMATELY WHERE SHOWN.

LEAD FREE CONVERSION EC NO: UCP2013-3253 DRAWN: RWHIPPLE 2013/02/05 CHKD: MWOLFE 2013/02/05 APPR: SMILLER 2013/08/05 DESCRIPTION	QUALITY SYMBOLS	GENERAL TOLERANCES (UNLESS SPECIFIED)	DIMENSION STYLE	SCALE	DESIGN UNITS	THIRD ANGLE PROJECTION																		
	$\nabla = 0$ $\nabla = 0$ $\nabla = 0$	<table border="1"> <thead> <tr> <th></th> <th>mm</th> <th>INCH</th> </tr> </thead> <tbody> <tr> <td>4 PLACES</td> <td>±---</td> <td>±---</td> </tr> <tr> <td>3 PLACES</td> <td>±---</td> <td>±---</td> </tr> <tr> <td>2 PLACES</td> <td>±0.05</td> <td>±---</td> </tr> <tr> <td>1 PLACE</td> <td>±0.10</td> <td>±---</td> </tr> <tr> <td>0 PLACE</td> <td>±---</td> <td>±---</td> </tr> </tbody> </table>		mm	INCH	4 PLACES	±---	±---	3 PLACES	±---	±---	2 PLACES	±0.05	±---	1 PLACE	±0.10	±---	0 PLACE	±---	±---	MM ONLY	2:1	METRIC	
		mm	INCH																					
	4 PLACES	±---	±---																					
3 PLACES	±---	±---																						
2 PLACES	±0.05	±---																						
1 PLACE	±0.10	±---																						
0 PLACE	±---	±---																						
DRAWN BY: RWHIPPLE CHECKED BY: MWOLFE APPROVED BY: SMILLER DATE: 2013/02/05 DATE: 2013/02/05 DATE: 2013/08/05	ANGULAR ±1/2° DRAFT WHERE APPLICABLE MUST REMAIN WITHIN DIMENSIONS	DRAWN BY: RWHIPPLE CHECKED BY: SREED APPROVED BY: SMILLER DATE: 2013/02/05 DATE: 97/05/16 DATE: 2013/08/05	MATERIAL NO. SEE CHART	TITLE SALES ASSEMBLY HDM DOUBLE END MIDPLANE OPEN END OPTION	DOCUMENT NO. SD-73800-001	SHEET NO. 1 OF 1																		
SIZE B	THIS DRAWING CONTAINS INFORMATION THAT IS PROPRIETARY TO MOLEX INCORPORATED AND SHOULD NOT BE USED WITHOUT WRITTEN PERMISSION																							

MATERIAL NUMBER	NUMBER OF CONTACTS	DIM "A"	DIM "B"	DIM "M"	PLATING
73800-0000	72	23.84	22.00	5.00	GOLD/GOLD FLASH
73800-0200	72	23.84	22.00	6.00	GOLD/GOLD FLASH
73800-1000	144	47.84	46.00	5.00	GOLD/GOLD FLASH
73800-1200	144	47.84	46.00	6.00	GOLD/GOLD FLASH
73800-2000	72	23.84	22.00	5.00	*GOLD/MATTE TIN
73800-2200	72	23.84	22.00	6.00	*GOLD/MATTE TIN
73800-3000	144	47.84	46.00	5.00	*GOLD/MATTE TIN
73800-3200	144	47.84	46.00	6.00	*GOLD/MATTE TIN

*FORMERLY TIN/LEAD



- NOTES:
1. MATERIALS: HOUSING - LIQUID CRYSTAL POLYMER (LCP) GLASS-FILLED, UL 94V-0. COLOR: BLACK. TERMINAL - PHOSPHOR BRONZE.
 2. FINISH: SELECTIVE GOLD (Au) IN CONTACT AREA, 0.76 MICROMETERS MINIMUM THICKNESS, NICKEL (Ni) AND GOLD FLASH OVERALL. SELECTIVE GOLD (Au) IN CONTACT AREA, 0.76 MICROMETERS MINIMUM THICKNESS, SELECTIVE MATTE TIN (Sn) ON IN TAIL AREA. NICKEL (Ni) OVERALL.
 3. THIS PART CONFORMS TO MOLEX PRODUCT SPECIFICATION PS-73780-9999.
 4. FOR MIXED CONTACT MATING LENGTHS, CONSULT FACTORY FOR AVAILABILITY.
 5. PACKAGE PER 70873-0818.
 6. PARTS MARKED WITH PART NUMBER AND DATE CODE ON EITHER SIDE, APPROXIMATELY WHERE SHOWN.

LEAD FREE CONVERSION EC NO: UCP2013-3253 DRAWN: RWHIPPLE 2013/02/05 CHKD: MOLF 2013/02/05 APPR: SMILLER 2013/08/05 DESCRIPTION	QUALITY SYMBOLS	GENERAL TOLERANCES (UNLESS SPECIFIED)	DIMENSION STYLE	SCALE	DESIGN UNITS	THIRD ANGLE PROJECTION																		
	$\nabla = 0$ $\nabla = 0$ $\nabla = 0$	<table border="1"> <thead> <tr> <th></th> <th>mm</th> <th>INCH</th> </tr> </thead> <tbody> <tr> <td>4 PLACES</td> <td>±---</td> <td>±---</td> </tr> <tr> <td>3 PLACES</td> <td>±---</td> <td>±---</td> </tr> <tr> <td>2 PLACES</td> <td>±0.05</td> <td>±---</td> </tr> <tr> <td>1 PLACE</td> <td>±0.10</td> <td>±---</td> </tr> <tr> <td>0 PLACE</td> <td>±---</td> <td>±---</td> </tr> </tbody> </table>		mm	INCH	4 PLACES	±---	±---	3 PLACES	±---	±---	2 PLACES	±0.05	±---	1 PLACE	±0.10	±---	0 PLACE	±---	±---	MM ONLY	2:1	METRIC	
		mm	INCH																					
	4 PLACES	±---	±---																					
3 PLACES	±---	±---																						
2 PLACES	±0.05	±---																						
1 PLACE	±0.10	±---																						
0 PLACE	±---	±---																						
	DRAWN BY: RWHIPPLE CHECKED BY: SREED APPROVED BY: SMILLER DATE: 2013/02/05 DATE: 97/05/16 DATE: 2013/08/05	ANGULAR ±1/2° DRAFT WHERE APPLICABLE MUST REMAIN WITHIN DIMENSIONS	TITLE: SALES ASSEMBLY HDM DOUBLE END MIDPLANE OPEN END OPTION	MATERIAL NO. SEE CHART DOCUMENT NO. SD-73800-001	SHEET NO. 1 OF 1																			
			THIS DRAWING CONTAINS INFORMATION THAT IS PROPRIETARY TO MOLEX INCORPORATED AND SHOULD NOT BE USED WITHOUT WRITTEN PERMISSION																					