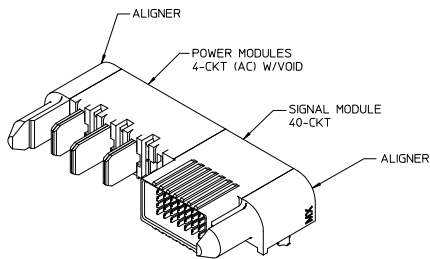
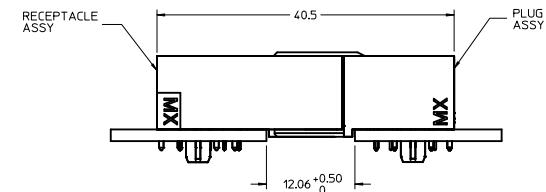
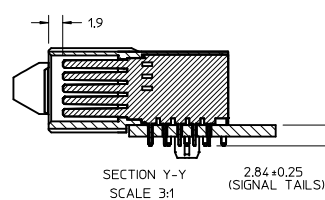
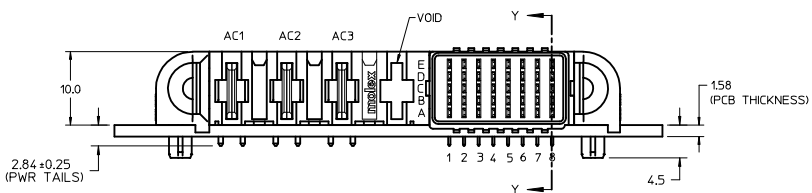


RECOMMENDED PCB LAYOUT AND KEEP-OUT ZONE

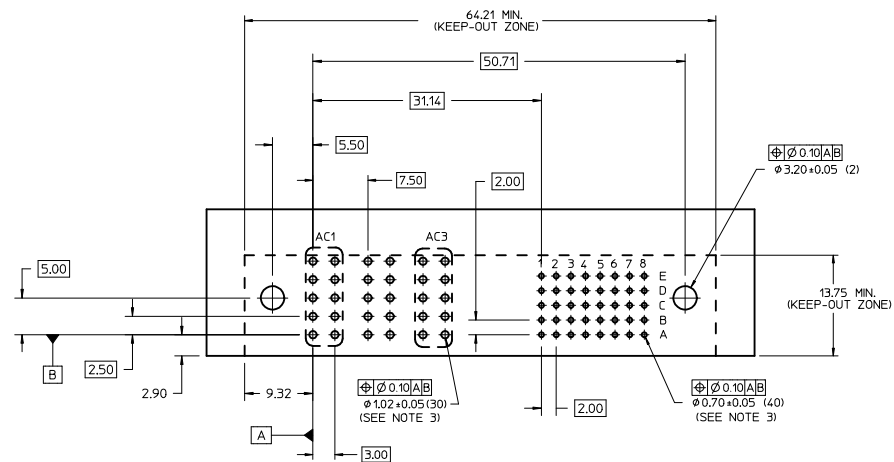
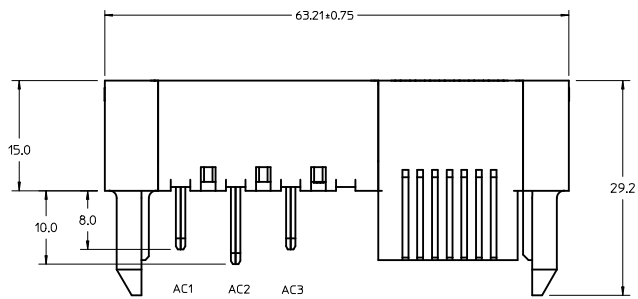


P/N: 46437-1309

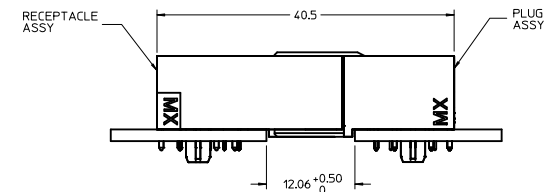
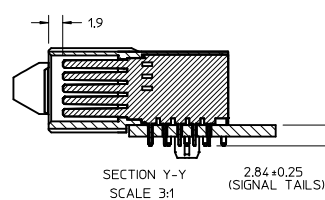
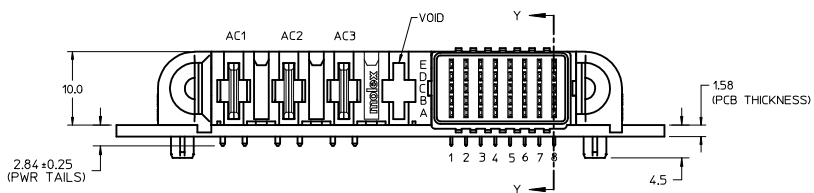
NOTES:

- MATERIAL:
 - HOUSINGS: LCP UL94 V-0, COLOR: BLACK.
 - TERMINALS: COPPER ALLOY.
 - PLATING: 0.000127mm NICKEL OVERALL WITH 0.00254mm SELECTIVE MATTE TIN ON TAILS, AND 0.000762mm SELECTIVE GOLD ON CONTACT AREA.
- ASSEMBLIES TO BE TRAY PACKED, STD. QUANTITY: TBD.
- PC BOARD REQUIRES SOLDER THRU HOLES. REFER TO PS-46436-100 FOR DETAILS.
- PRODUCT SPEC: PS-46436-100.
- APPLICATION SPEC: AS-46436-100.
- PRODUCT TO MEET ROHS REQUIREMENTS.
- PLUG ASSEMBLY MATES WITH MOLEX RECEPTACLE ASSEMBLY, P/N 46436-1309.

CHNG SIGNAL LOC IEC NO. UCF2012-2654 DRAWN BY BPI/SZCZOR 2012/02/27 CHECKED BY CHYD/APATEL 2012/02/27 APPR: APATEL 2012/03/06	QUALITY SYMBOLS	GENERAL TOLERANCES (UNLESS SPECIFIED)		DIMENSION STYLE	SCALE	DESIGN UNITS	THIRD ANGLE PROJECTION
		mm	INCH	MM ONLY	2:1	METRIC	
	4 PLACES	±---	±---				
	3 PLACES	±---	±---				
	2 PLACES	±0.13	±---				
	1 PLACE	±0.25	±---				
	ANGULAR ±1/2°						
DRAFT WHERE APPLICABLE MUST REMAIN WITHIN DIMENSIONS		MATERIAL NO.		DOCUMENT NO.		SHEET NO.	
		46437-1309		SD-46437-1309		1 OF 1	
THIS DRAWING CONTAINS INFORMATION THAT IS PROPRIETARY TO MOLEX INCORPORATED AND SHOULD NOT BE USED WITHOUT WRITTEN PERMISSION							

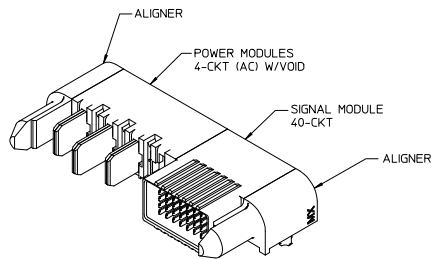


RECOMMENDED PCB LAYOUT AND KEEP-OUT ZONE



NOTES:

- MATERIAL:
 - HOUSINGS: LCP UL94 V-0, COLOR: BLACK.
 - TERMINALS: COPPER ALLOY.
 - PLATING: 0.000127mm NICKEL OVERALL WITH 0.00254mm SELECTIVE MATTE TIN ON TAILS, AND 0.000762mm SELECTIVE GOLD ON CONTACT AREA.
- ASSEMBLIES TO BE TRAY PACKED, STD. QUANTITY: TBD.
- PC BOARD REQUIRES SOLDER THRU HOLES. REFER TO PS-46436-100 FOR DETAILS.
- PRODUCT SPEC: PS-46436-100.
- APPLICATION SPEC: AS-46436-100.
- PRODUCT TO MEET ROHS REQUIREMENTS.
- PLUG ASSEMBLY MATES WITH MOLEX RECEPTACLE ASSEMBLY, P/N 46436-1309.



P/N: 46437-1309

CHNG SIGNAL LOC IEC NO. UCF2012-2654 DRAWN BY BPI/SZCZOR 2012/02/27 CHECKED BY CHYD/APATEL 2012/02/27 APPR: APATEL 2012/03/06	QUALITY SYMBOLS	GENERAL TOLERANCES (UNLESS SPECIFIED)	DIMENSION STYLE MM ONLY	SCALE 2:1	DESIGN UNITS METRIC	THIRD ANGLE PROJECTION
		mm INCH	DRAWN BY DATE	TITLE	R/A PLUG ASSY	
		4 PLACES ± --- ± ---	BPI/SZCZOR 2011/11/03	G-4AC W/VOID-40S-G		
		3 PLACES ± --- ± ---	2012/02/27	TEN60 POWER FAMILY		
	2 PLACES ± 0.13 ± ---	APATEL 2012/02/27	APPROVED BY DATE	MOLEX INCORPORATED		
	1 PLACE ± 0.25 ± ---	APATEL 2012/02/16	MATERIAL NO.	DOCUMENT NO.	SHEET NO.	
	ANGULAR ± 1/2°		46437-1309	SD-46437-1309	1 OF 1	
	DRAFT WHERE APPLICABLE MUST REMAIN WITHIN DIMENSIONS		THIS DRAWING CONTAINS INFORMATION THAT IS PROPRIETARY TO MOLEX INCORPORATED AND SHOULD NOT BE USED WITHOUT WRITTEN PERMISSION			