


# 8-Port Industrial Gigabit Ethernet Switches | IDS-106GE

 [perle.com/products/switches/ids-106ge-8-port-unmanaged-industrial-gigabit-switch.shtml](http://perle.com/products/switches/ids-106ge-8-port-unmanaged-industrial-gigabit-switch.shtml)

## IDS-106GE Industrial Gigabit Switches

### 8-port Compact DIN Rail Switches

- 6 x RJ45 ports with 10/100/1000 Mbps on all ports
- 2 x SFP slots for 100/1000Base-X SFP modules supplied by Perle, Cisco, or other MSA compliant manufacturers
- Redundant dual power input 12/24/48 VDC
- Reverse polarity protection
- Fan-less design with no moving parts
- -40 to 75C industrial operating temperature support
- QoS (Quality of Service) prioritized messages



With a combination of six Gigabit copper ports, and two SFP fiber ports for long distance connectivity, Perle IDS-106GE Industrial Gigabit Ethernet Switches are designed for easy deployment in industrial environments with harsh operating conditions and limited space. Designed to stand up to extreme temperatures, surges, vibrations, and shocks found in industrial automation, infrastructure, transportation, security, oil and gas, and mining the IDS-106GE Switches are economical easy-to-use devices, that provide essential industrial Ethernet networking functionality.

These unmanaged switches support 9 to 55VDC redundant power input and provide a relay alarm for power failure. The full/half-duplex auto-negotiation and auto MDI/MDIX operation simplifies installation and setup for convenient connection of a variety of network devices. And, QoS support allows for traffic prioritization and effective management of resources.

For automation and industrial control systems using EtherNet/IP or PROFINET, these rugged, DIN rail mountable switches with metal housing provides security and easy installation (mounting kit is included).

## Hardware & Technical Specifications: IDS-106GE Industrial Gigabit Switches

### Interfaces

RJ45	6 x RJ45 ports for 10/100/1000Base-TX up to 100 meters (328 ft) Auto-negotiation Auto-MDI/MDIX-crossover for use with either crossover over straight-through cable types Ethernet isolation 1500 V
Small Form Factor Pluggable (SFP) slot(s)	2 empty SFP slot models for 100/1000Base-X SFP modules supplied by Perle, Cisco or other manufacturers of MSA compliant SFPs
Alarm Contact	One relay output with current 0.5A@30V

<b>Power</b>	
Dual Power Input	12/24/48VDC (9-55VDC)
Power Consumption	5.55W max
Maximum Current Consumption @ 24VDC	0.20A @ 24VDC
Power Connector	7-Pin Removable Terminal Block
Overload Current Protection	2A fuse provides overload current protection
Reverse Polarity Protection	The positive and negative inputs can be reversed providing safe and simple power connectivity.
<b>Switch Properties</b>	
Standards	IEEE 802.3 10BASE-T
	IEEE 802.3u 100BASE-TX/FX
	IEEE 802.3az Energy Efficient Ethernet
	IEEE 802.1p Quality of Service (QoS)
Processing Type	Store-and-Forward
	Auto Negotiation
	Half-duplex back-pressure and IEEE 802.3x full-duplex flow control
	Auto MDI/MDIX
MAC Address Table Size	4K
Packet Buffer Memory	1.5 Mbit
Jumbo Frame Size	9216 bytes
Forward/Filtering Rate	14,880pps for 10Mbps
	148,810pps for 100Mbps
	1,488,100pps for 1000Mbps
<b>Indicators</b>	

Power LED 1	This LED is green when power is applied
Power LED 2	This LED is green when power is applied
Fault LED	This LED is red when a fault is detected
RJ45 / SFP Ethernet LED	These LED is solid green for established link and bllinks green when activity is detected (per port)

### Environmental Specifications

Operating Temperature Ranges	IDS-106GE-2SFP: -10 to 60°C (14 to 140°F)
	IDS-106GE-2SFP-XT: -40 to 75°C (-40 to 167°F)
Storage Temperature Range	-40 to 85°C (-40 to 185°F)
Operating Humidity Range	5% to 90% non-condensing
Storage Humidity Range	5% to 95% non-condensing
Operating Altitude	Up to 3,048 meters (10,000 feet)
Chassis	Metal with an IP40 ingress protection rating
Din Rail Mountable	DIN Rail attachment included. Mounts to standard 35 mm DIN rail in accordance with DIN EN 60175.
Maximum Heat Output	18.926 BTU/Hr
MTBF	2160910 hours
	MTBF Calculation model based on MIL-HDBK-217-FN2 @ 25°C

### Product Weight and Dimensions


Weight	0.336 Kg, 0.74 lbs
Dimensions	45x75x100mm (W x D x H) (1.77"x2.95"x3.94")


### Packaging

Shipping Weight	336g (0.74lbs)
Shipping Dimensions	45x75x100mm, 1.77"x2.95"x3.94" (W x D x H)

	Industrial Ethernet Switch with DIN Rail attachment
Contents Shipped	Terminal block Installation guide
<b>Standards and Certifications</b>	
Safety	UL 61010
	FCC Part 15 Class A VCCI Class A
EMC Emissions	EN 61000-6-4 ICES-003 EN 55032
	EN 61000-6-2 EN 61000-4-2 (ESD) EEN 61000-4-3 (Radiated RFI)
EMC Immunity	EN 61000-4-4 (Burst) EN 61000-4-5 (Surge) EN 61000-4-6 (Induced RFI) EN 61000-4-8 (Magnetic field)
Industrial	EN 50121-4
Environmental Test Compliance	IEC 60068-2-6 Fc (Vibration) IEC 60068-2-27 Ea (Shock)
Environmental	<u>Reach, RoHS and WEEE Compliant</u>
	ECCN: 5A991
Other	HTSUS Number: 8517.62.0020 5 year warranty

## IDS-106GE Industrial Gigabit Switches

 Mechanical drawings of IDS-106GE Industrial Gigabit Switches

Product Image	Description	Power Cord	Product Number
	IDS-106GE-2SFP Industrial Gigabit Switch with 8-ports: 6 x 10/100/1000Mbps RJ45 Ethernet ports and 2 x 100/1000Mbps SFP slots (empty). -10 to 60C operating temperature.	None	07017370
	IDS-106GE-2SFP-XT Industrial Gigabit Switch with 8-ports: 6 x 10/100/1000Mbps RJ45 Ethernet ports and 2 x 100/1000Mbps SFP slots (empty). -40 to 75C operating temperature.	None	07017390