

Mounting Option

107-M3-0.5 Metric Threaded Inserts

Contact Detail

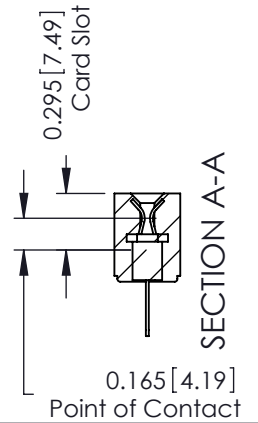
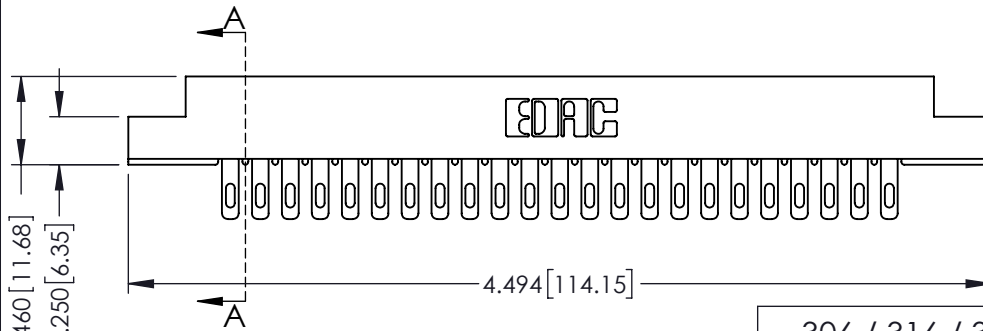
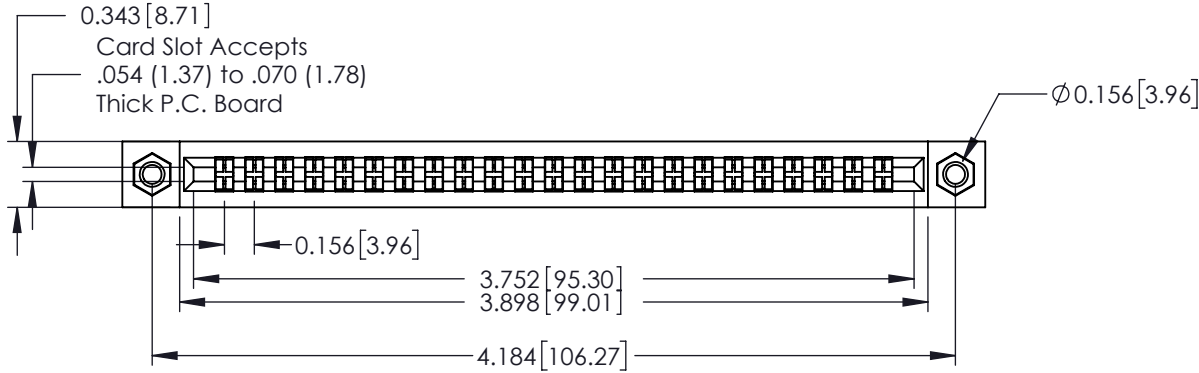
500-Wire Hole .087x.015(2.21x0.38) - Tail LG.=.282(7.16)
 .156 [3.96] Contact Spacing with Single Centreline Row

THIS IS A C.A.D. GENERATED DRAWING
 DO NOT MAKE MANUAL REVISIONS TO MASTER.



ISSUE NUMBER

ORIGINAL



- See Accompanying Pages for:**
- **Mounting Options**
 - **Features and Specifications**

306 / 316 / 356 Card Edge Connector
 Part Number: 306-023-500-107



EDAC INC
 TORONTO, ONTARIO
 CANADA

YOUR CONNECTION TO QUALITY & SERVICE

THESE DRAWINGS AND SPECIFICATIONS
 ARE THE PROPERTY OF EDAC INC. AND
 SHALL NOT BE REPRODUCED, OR COPIED
 OR USED AS THE BASIS FOR THE
 MANUFACTURE OR SALE OF APPARATUS
 WITHOUT WRITTEN PERMISSION.

ACAD REFERENCE NO. 306 ENG MASTER	
DRAWN: J.LEE	DATE: SEPT. 14/09
CHECKED:	DATE:
SCALE: NTS	SHEET 1 OF 2
DRAWING NUMBER 306 Assembly	ISSUE 1

0.125 3.18

Code x01

.128 [3.25] Dia
Through Holes

.128 [3.25] Dia
Through Holes

0.468 11.89

0.125 3.18

0.344 8.74

0.060 1.52

Code x02

0.116 2.95 I.D.
Floating Eyelets

0.250 6.35 Dia.
.010 [0.25]

0.090 2.29

2.750 69.85

2.500 63.50

Code x03

0.328 8.33
0.005 0.13

1.550 39.37

.156 [3.96] Dia
Through Holes

Code x04

0.250 6.35

0.250 6.35

0.250 6.35

0.423 10.74

0.242 6.15