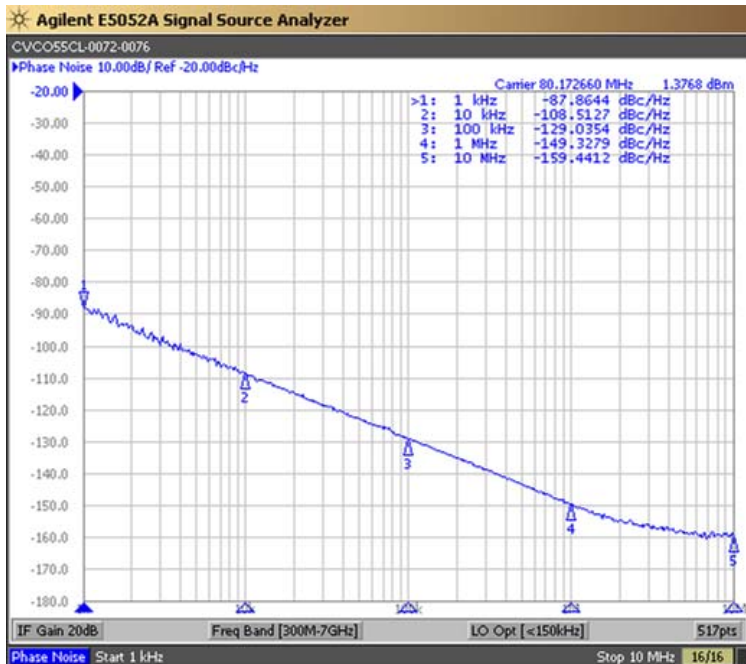


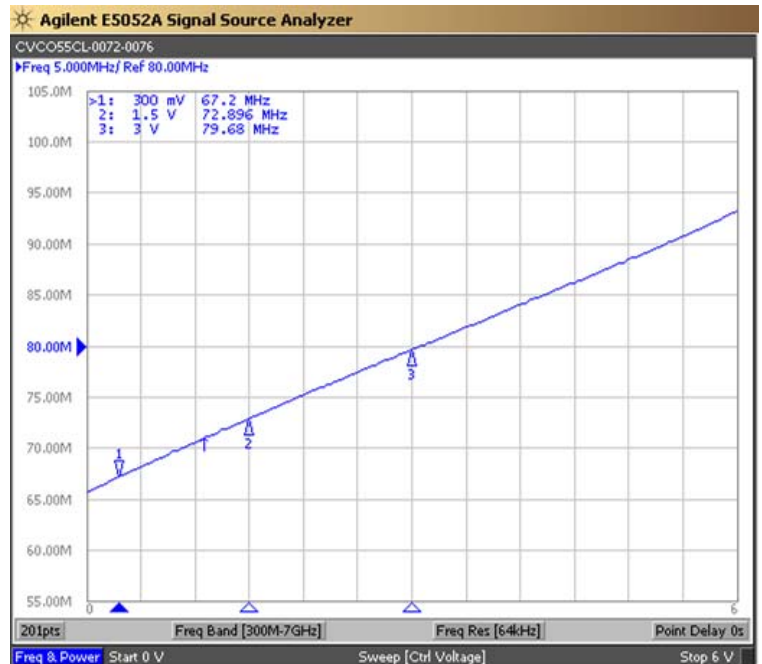


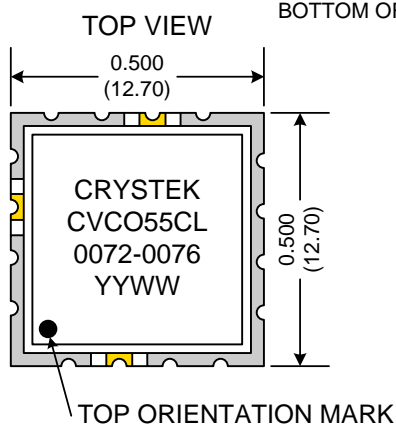
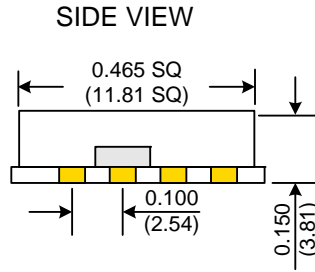
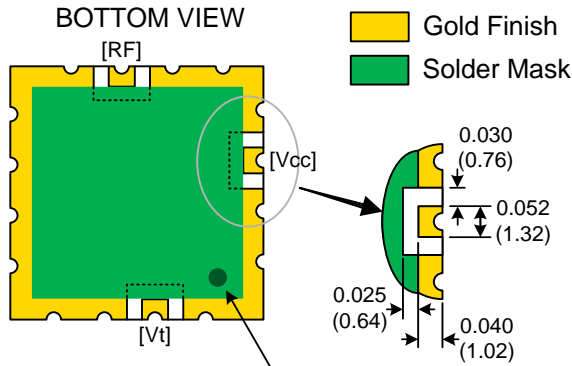
PERFORMANCE SPECIFICATION	MIN	TYP	MAX	UNITS
Lower Frequency:			72	MHz
Upper Frequency:	76			MHz
Tuning Voltage:	0.3		3.0	VDC
Supply Voltage:	3.135	3.3	3.465	VDC
Output Power:	0	+2.0	+4.0	dBm
Supply Current:		5	7	mA
Harmonic Suppression (2 <sup>nd</sup> Harmonic):			-15	dBc
Pushing:			1.0	MHz/V
Pulling, all Phases:			2.0	MHz pk-pk
Tuning Sensitivity:		7		MHz/V
Phase Noise @ 10kHz offset:		-110		dBc/Hz
Phase Noise @ 100kHz offset:		-128		dBc/Hz
Load Impedance:		50		$\Omega$
Input Capacitance:			60	pF
Operating Temperature Range:	-40		+85	$^{\circ}\text{C}$
Storage Temperature Range:	-45		+90	$^{\circ}\text{C}$

Phase Noise (1 Hz BW, Typical)



Tuning Curve (Typical)





Pad	Connection
2	Vt
10	RF-OUTPUT
14	Vcc
Others	GROUND

- Unless otherwise specified, Dimensions are in:  $\frac{IN}{(mm)}$
- Pad Location Dimensions are in: Inches

**TAPE AND REEL**



Drawing not to scale

**Product Control:**

Crystek Part Number:	CVCO55CL-0072-0076	Release Date:	09-Dec-2013
Revision Level:	E	Responsible:	C. Vales

Specification is subject to change without notice

Page 2 of 2