



MILLIMETER WAVE MEASUREMENT SYSTEM



IMPORTANT INFORMATION/DISCLAIMER

All product specifications, statements, information and data (collectively, the "Information") in this datasheet or made available on the website are subject to change. The customer is responsible for checking and verifying the extent to which the Information contained in this publication is applicable to an order at the time the order is placed. All Information given herein is believed to be accurate and reliable, but it is presented without guarantee, warranty, or responsibility of any kind, expressed or implied.

Statements of suitability for certain applications are based on KYOCERA AVX's knowledge of typical operating conditions for such applications, but are not intended to constitute and KYOCERA AVX specifically disclaims any warranty concerning suitability for a specific customer application or use.

ANY USE OF PRODUCT OUTSIDE OF SPECIFICATIONS OR ANY STORAGE OR INSTALLATION INCONSISTENT WITH PRODUCT GUIDANCE VOIDS ANY WARRANTY.

The Information is intended for use only by customers who have the requisite experience and capability to determine the correct products for their application. Any technical advice inferred from this Information or otherwise provided by KYOCERA AVX with reference to the use of KYOCERA AVX's products is given without regard, and KYOCERA AVX assumes no obligation or liability for the advice given or results obtained.

Although KYOCERA AVX designs and manufactures its products to the most stringent quality and safety standards, given the current state of the art, isolated component failures may still occur. Accordingly, customer applications which require a high degree of reliability or safety should employ suitable designs or other safeguards (such as installation of protective circuitry or redundancies) in order to ensure that the failure of an electrical component does not result in a risk of personal injury or property damage.

Unless specifically agreed to in writing, KYOCERA AVX has not tested or certified its products, services or deliverables for use in high risk applications including medical life support, medical device, direct physical patient contact, water treatment, nuclear facilities, weapon systems, mass and air transportation control, flammable environments, or any other potentially life critical uses. Customer understands and agrees that KYOCERA AVX makes no assurances that the products, services or deliverables are suitable for any high-risk uses. Under no circumstances does KYOCERA AVX warrant or guarantee suitability for any customer design or manufacturing process.

Although all product-related warnings, cautions and notes must be observed, the customer should not assume that all safety measures are indicated or that other measures may not be required.

Datasheet | Millimeter Measurement System

Part No. ETH-MMW-1000 (version 1A)

KYOCERA AVX presents the **ETH-MMW-1000 Millimeter Measurement System**, a cost effective, compact and adaptable solution for testing antennas/devices at mmWave frequencies.

Self-Contained Movable System

Compact and portable, the ETH-MMW-1000 frees up space in laboratories and production environments. The system integrates its Gigahertz Control Unit, Measurement PC and welcomes a Vector Network Analyzer, a Spectrum Analyzer or a Radiocom Tester. Easily installed into a new or existing construction, the moveable chassis can be relocated within a test facility.


Accurate and Cost Effective Far-Field Measurement System

The ETH-MMW-1000 includes a distributed axis positioning system, consisting of:

- An azimuth mast rotator for rotating the DUT about the Phi axis
- A Theta ring positioner for elevating the measurement Horns around the DUT.

Each measurement frequency band uses a dedicated RF path (High Performance RF cables, rectangular waveguides and Horns...).

The fully anechoic enclosure provides a shielded environment over a very wide frequency range (from 18 GHz to 75 GHz) and insures stable gain and phase measurement results.



Main Features

Technology

- Far-field / Spherical w/oversampling

Measurement Capabilities

(Passive and Active)

- Gain
- Directivity
- Efficiency
- Beamwidth
- Cross polar discrimination
- Sidelobe levels
- 3D radiation pattern
- Radiation pattern in any polarization
- TRP, TIS, EIRP and EIS

Frequency range:

- 18 GHz to 75 GHz

Max. Size of DUT:

- 45 cm

Max. Mass of DUT:

- 10 kg on the mast

Typical dynamic range:

- 50 dB

A simplified design, meticulously scrutinized for detail and precision, incorporating the use of high-quality components to maximize performance and ease of use.



Testing Existing and Upcoming Technologies

The ETH-MMW-1000 is a flexible turn-key solution, suitable for all testing needs for mmWave system development and validation.

The ETH-MMW-1000 supports multiple combinations of mmWave frequencies with scalability to cover existing and forthcoming 5G mmWave frequencies and bandwidths (18-26.5 GHz, 26.5-40 GHz, 33 to 50 GHz, 50 to 67 GHz).

The ETH-MMW-1000 is supplied with the complete KYOCERA AVX Software Suite:

- KYOCERA AVX Antenna Measurement (Measurement Control, Data Acquisition)
- KYOCERA AVX Antenna Viewer (Post-processing and tabular/graphical data output)

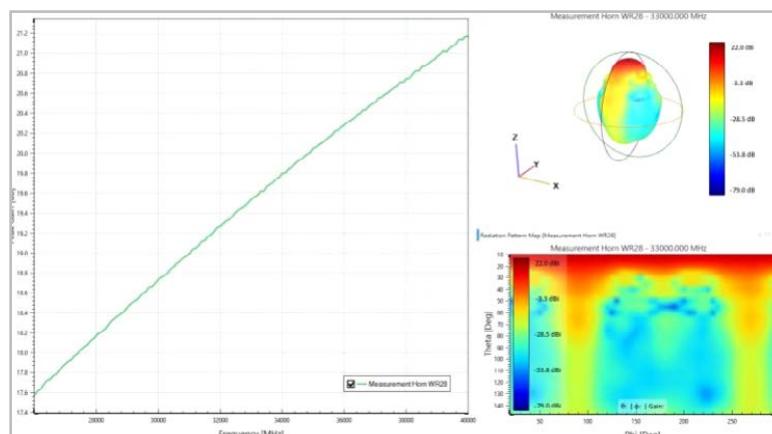
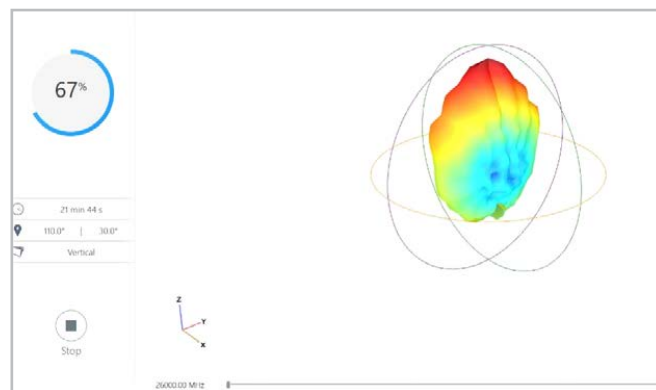
SYSTEM CONFIGURATION

Software	KYOCERA AVX Antenna Measurement (Measurement Control, Data Acquisition) KYOCERA AVX Antenna Viewer (Post-processing and tabular/graphical data output)
Equipment	Autonomous Millimeter Measurement System, including: <ul style="list-style-type: none"> • Complete frame equipped with mechanical positioners and sliding doors, rubberized absorbers • RF path assembled (RF Cables, Waveguides, Measurement Horns, Amplification stage, Switches...) • Integrated Gigahertz Control Unit • Integrated Computer (Windows 10) • (Optional) Vector Network Analyzer
Accessories	Reference Horns (Optional) Mast adaptation part
Services	Installation Training Warranty (Optional) Post warranty service plans

Screenshots of the KYOCERA AVX Software

Top: KYOCERA AVX Antenna Measurement (Measurement Control, Data Acquisition)

Bottom: KYOCERA AVX Antenna Viewer (Post-processing)



Datasheet | Millimeter Measurement System

Part No. ETH-MMW-1000 (version 1A)

Standard System Components



Sliding door

Allows easy access to the center of the system, in order to position the DUT.

Rectangular Horn Antenna

Dedicated to 1 polar/1 frequency bandwidth.




Half sphere support interface (Ø 300 mm)

Includes dedicated notch to position the DUT (tablet/phone type) in vertical/horizontal position.

PVC Mast

The height is easy to adjust in order to center the DUT in the middle of the rotating ring.



Vector Network Analyzer

Placed in the bottom part of the frame, alongside the Integrated GigaHertz Control Unit and the PC Measurement.



Steerable Lifting Wheels

Allow for optimal stability during measurements that still allows quick relocation within the Test Facility.



Datasheet | Millimeter Measurement System

Part No. ETH-MMW-1000 (version 1A)

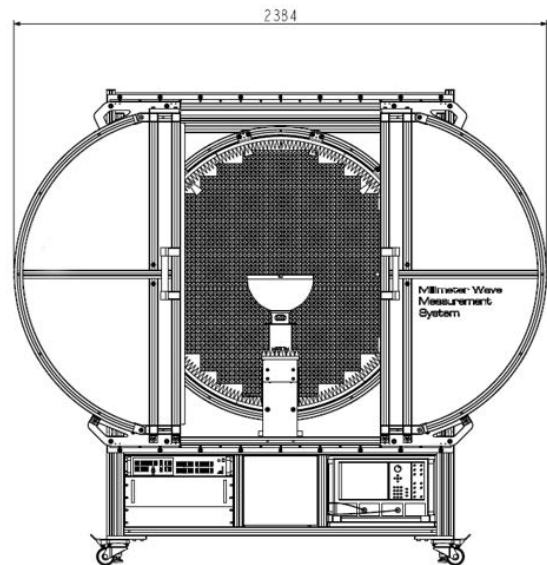
Electrical System Specifications

Electrical (VAC):	110-240 VAC
Voltage (Hz):	50/60 Hz
Amps (A):	10 A (220V) / 16 A (110V)
Plug type:	Type E/F (CEE 7/7) or NEMA 5-15
Shield material:	Aluminum plate
External connections:	HDMI(F)+ C14 (IEC 60320) + USB



Mechanical System Specifications

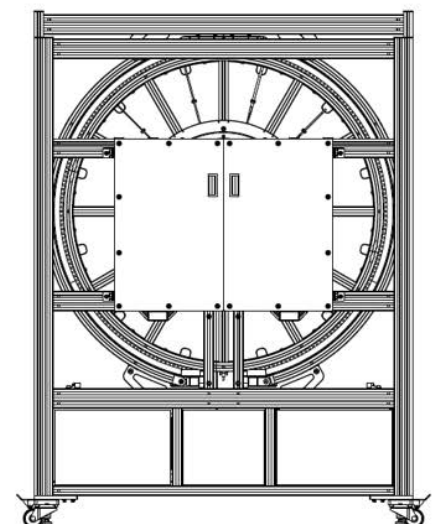
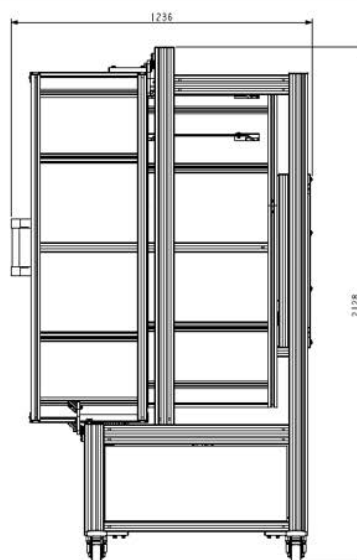
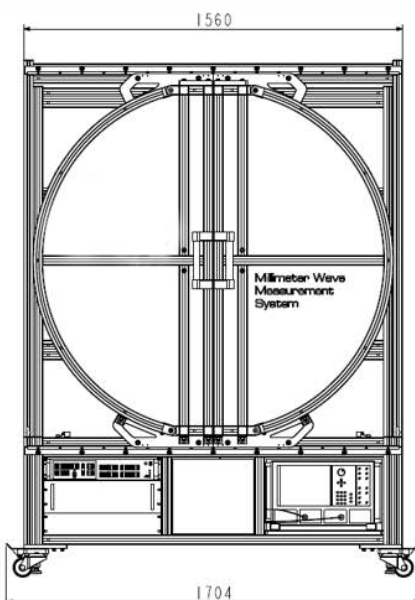
Positioners (Theta and Phi):	0-180° or/and 0-360° Rotation 0.01° Position resolution
Frame:	Aluminium Profile
Mast + interface:	PVC, Polystyren / Rohacell®51, equipped with Slip Ring <i>Custom mast & interface also available</i>
Total overall mass:	Around 430 kg (without VNA)
Shield material:	Aluminum
External dimensions:	See Aside



DUT Specifications

DUT max. mass*:	10 kg
Maximum DUT size:	45 cm

*Centered Load



*All dimensions are in millimeter and provided in this document for informational purposes only

Datasheet | Millimeter Measurement System

Part No. ETH-MMW-1000 (version 1A)

Frequency Range


Different combinations are possible to cover one or several usual Millimeter Wave bandwidths.	18 to 26.5 GHz
	26.5 to 40 GHz
	33 to 50 GHz
	40 to 60 GHz
	50 to 67 GHz
	50 to 75 GHz

Custom Probe Configuration

In order to optimize the measurement time, the number of measurement probes dedicated to a bandwidth can be optimized. A minimum of 2 measurement probes is required to cover H and V polarizations but up to 12 probes on the ring positioner can be used.

Measurement Time (with 2 measurement probes)

10 frequencies, 22.5° sampling	~ 4.5 min
10 frequencies, 10° sampling	~ 16.5 min
100 frequencies, 22.5° sampling	~ 5.5 min
100 frequencies, 10° sampling	~ 19 min



Typical Dynamic Range

20 – 40 GHz	55 dB
40 – 67 GHz	50 dB
Typical cross polar level that can be measured	< -30 dB

Peak Gain Accuracy

20 - 35 GHz	± 0.9 dB
35 - 50 GHz	± 0.9 dB
50 - 67 GHz	± 0.9 dB
Peak Gain repeatability	± 0.3 dB



ABOUT KYOCERA AVX

KYOCERA AVX is a worldwide leading supplier of passive electronic components, connectors, passive and active antennas, sensors and control units. KYOCERA AVX offers a wide range of components manufactured to the highest quality and reliability standards.

Our products include ceramic, solid electrolytic and film capacitors, pulse supercapacitors, varistors, thermistors, filters, inductors, diodes, antennas, connectors, sensors and control units. Our worldwide manufacturing capability includes facilities located in seventeen countries on four continents, allowing us to continue meeting customer needs on a global basis.

KYOCERA AVX is committed to supporting the needs of its customers for applications today and in the future. Together with continuous quality improvement process, KYOCERA AVX components provide reliable solutions for consumer application needs.

As a technology leader, KYOCERA AVX will continue to add to its product portfolio on a regular basis. Details of new devices being offered and their specifications will be shown on the KYOCERA AVX website: WWW.KYOCERA-AVX.COM.

North America

Tel: +1 864-967-2150

Europe

Tel: +44 1276-697000

Asia

Tel: +65 6286-7555

Central America

Tel: +55 11-46881960

Japan

Tel: +81 740-321250

▶ WWW.KYOCERA-AVX.COM