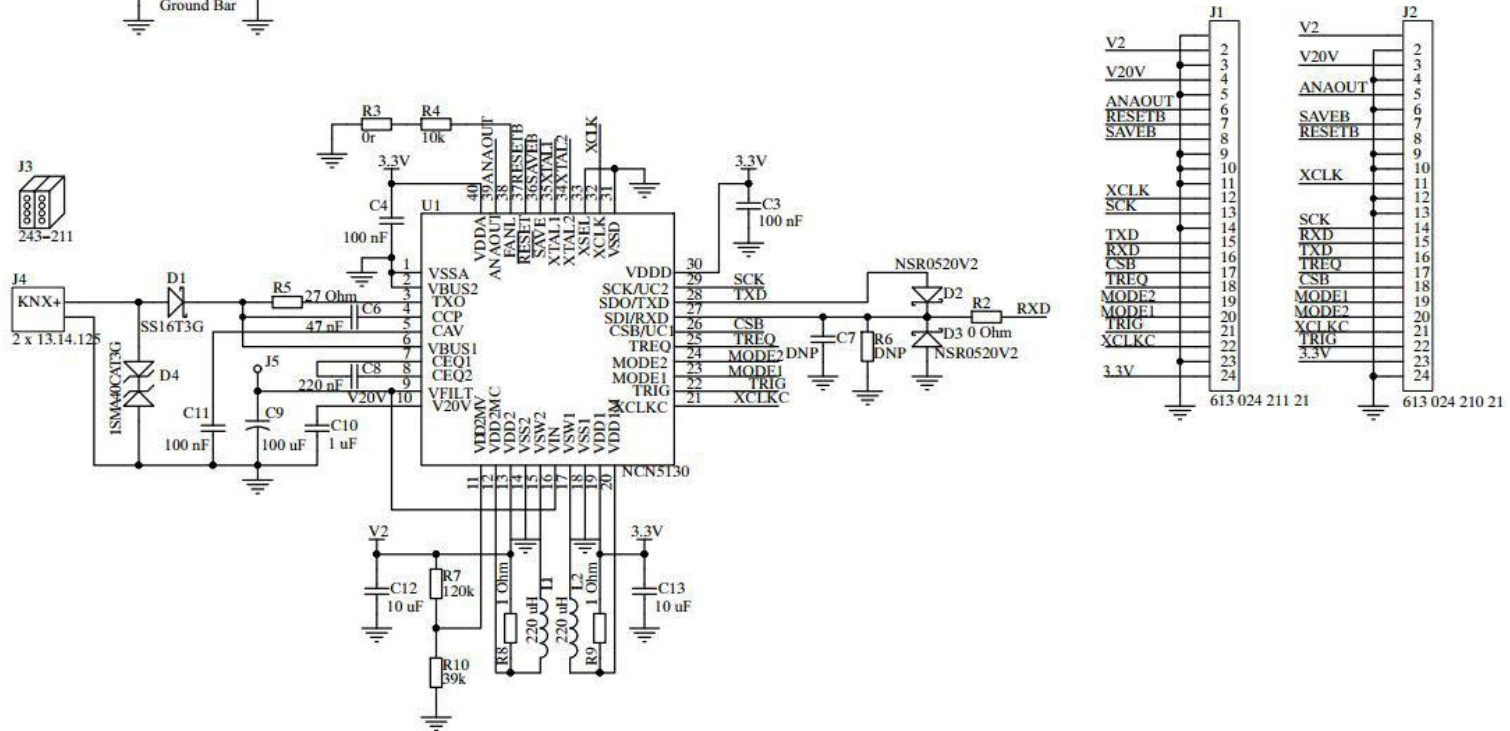
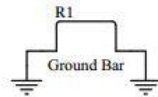
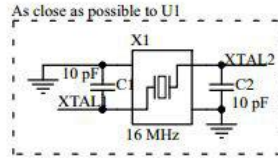








Schematic for the NCN511010GEVB Evaluation Board

All components (except D1 and D4) as close as possible to U1.
D1 and D4 as close as possible to J4.



-  Fiducial Round
-  Mounting Hole
-  Fiducial Round
-  Mounting Hole
-  Fiducial Square
-  Mounting Hole

- CE Logo (metal layer, 5mm)
- ON Logo (silkscreen, 5,5mm)
- ESD Logo (silkscreen, 4mm)
- Pb-Free Logo (metal layer, 5,5mm)
- Garbage Logo (metal layer, 5,5mm)
- Next text on bottom copper layer: NCN51XX_V10_REV2
- Next text on top silkscreen: NCN51xx Evaluation Board