



10.4" ~ 21.5" Fanless Panel PC with High Brightness Display and Intel® Pentium™ N4200 Processor



- High-Resolution Capacitive Touch Screen
- Multiple Memory and Storage Options Available
- Windows® 10 IoT 2019 Operating System
- Optional Wi-Fi Upgrade
- Panel or VESA mount
- Integrate with AVEVA EDGE® SCADA Solution

System	CPU	Intel® Pentium™ Apollo Lake™ N4200 Quad-Core™ 1.1GHz CPU			
	System Memory Options	1 x DDR3-L 204-pin SO-DIMM RAM (4, 8 GB)			
I/O Ports	USB	2 x USB 2.0 type A 4 x USB 3.0 type A			
	Serial	1 x RS-232/422/485 DE-9P, COM1 (default RS-232) 2 x RS-232 DE-9P, COM2/COM3			
	Audio	1 x 3.5 mm Line-out			
	LAN	2 x GbE RJ-45			
	Power	DC power input jack, thumbscrew secured.			
	Power Switch	1 x Momentary Pushbutton with Integrated LED			
	External Display Connector	1 x HDMI® 1.4a			
Storage	Solid State Drive Options*	1 x 2.5" SATA 2, MLC (32, 64, 128, 256, 512 GB SSD)			
	SD Card Slot	N/A			
Expansion	Expansion Slot	Optional Wi-Fi kit (Wi-Fi card and antenna)			
Touch Screen	Type	Projected Capacitive Touch			
	Interface	USB			
Display	Display Type	10.4" TFT XGA LCD	12.1" TFT XGA LCD	15" TFT XGA LCD	15.6" Widescreen TFT FHD LCD
	Max. Resolution	1024 x 768	1024 x 768	1024 x 768	1920 x 1080
	Max. Color	16.2 M	16.2 M	16.2 M	16.2 M
	Luminance (cd/m²)	1000	1000	1000	1000
	View Angle (H°/V°)	170/170	170/170	170/160	170/170
	Contrast Ratio	1000:1	700:1	2000:1	500:1
	Backlight Lifetime (hours)	30,000+	30,000+	30,000+	50,000+
Electrical	Input Voltage	12~24 VDC	12~24 VDC	12~24 VDC	12~24 VDC
	Input Current	1.06~2.08 A	1.08~2.17 A	1.33~2.67 A	1.69~3.38 A
	Input Power	25.5 W	26 W	32 W	40.5 W
Mechanical	Dimension (W x H x D)	11.57 x 8.90 x 2.82" [294 x 226 x 71.6 mm]	12.48 x 9.65 x 2.82" [317 x 245 x 71.6 mm]	13.97 x 11.40 x 2.82" [354.9 x 289.5 x 71.6 mm]	15.75 x 9.84 x 2.56" [400 x 250 x 65 mm]
	Net Weight	6.83 lbs [3.1 kg]	7.28 lbs [3.3 kg]	9.70 lbs [4.4 kg]	9.70 lbs [4.4 kg]
	Panel Cutout Dimensions (W x H)	10.63 x 7.95" [270 x 202 mm]	11.54 x 8.70" [293 x 221 mm]	13.03 x 10.47" [331 x 266 mm]	14.57 x 8.90" [370 x 226 mm]
	Mounting	Panel mounting, VESA 100 x 100			
	Construction	Black Steel Chassis, Aluminum Heatsink			
	Rating	IP65 compliant front panel, NEMA 4 when panel mounted			
Environmental	Operating Temperature	32~140°F [0~60°C]			
	Storage Temperature	-22~175°F [-30~80°C]			
	Storage Humidity	10 to 90% @ 40°C, non-condensing			
	Certifications	CE / FCC Class B / RoHS			
Operating System	Microsoft Windows® Options	Microsoft Windows® 10 IoT Enterprise Embedded 2019 LTSC 64-bit (EPKEA) Microsoft Windows® 10 IoT Enterprise 2019 LTSC 64-bit (PKEA)			
	Linux® Options	Linux® Ubuntu Desktop 22.04			
Notes	* Additional SSD options available; contact Maple Systems for details Specifications subject to change without notice				

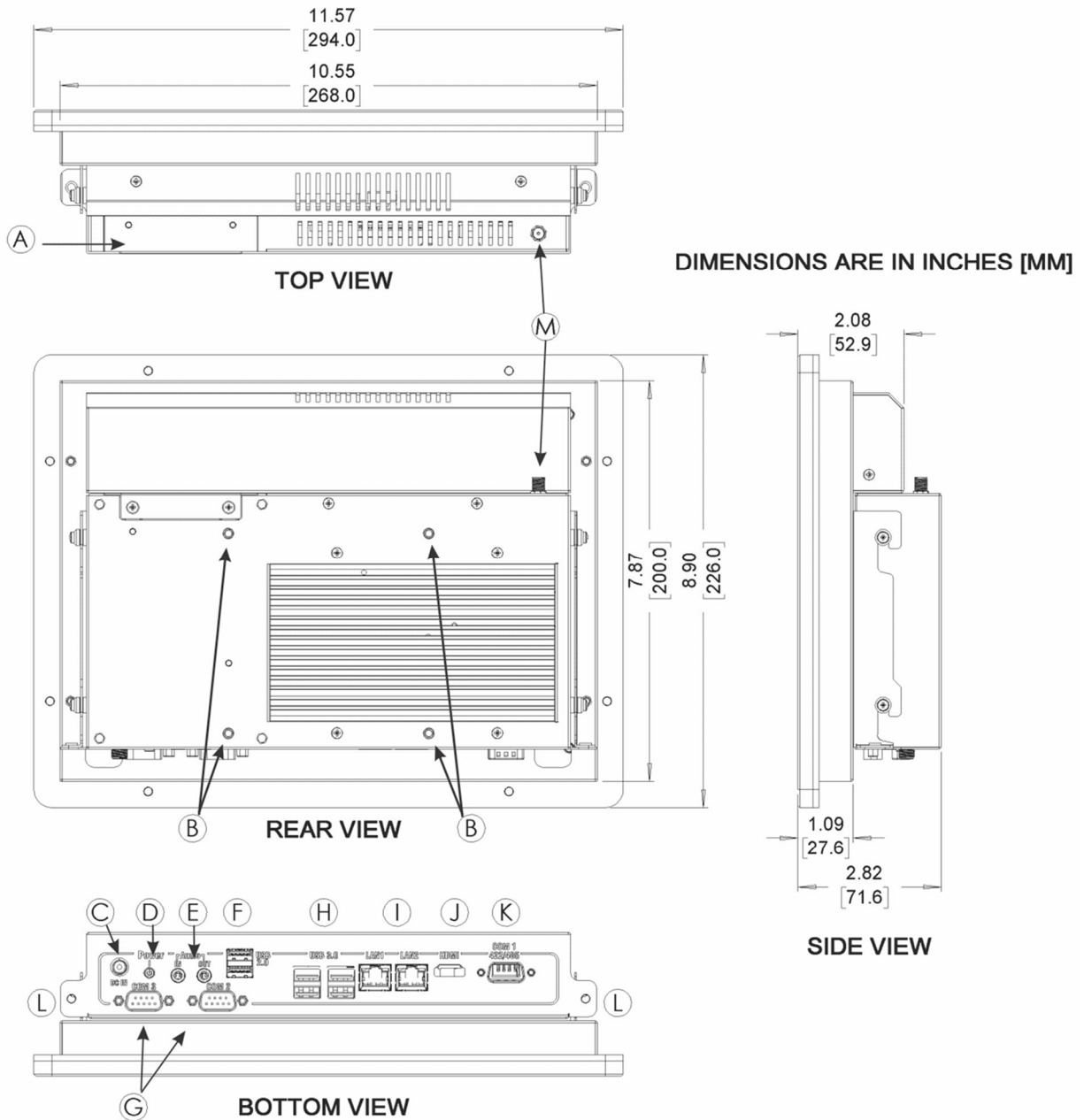
10.4" ~ 21.5" Fanless Panel PC with High Brightness Display and Intel® Pentium™ N4200 Processor



- High-Resolution Capacitive Touch Screen
- Multiple Memory and Storage Options Available
- Windows® 10 IoT 2019 Operating System
- Optional Wi-Fi Upgrade
- Panel or VESA mount
- Integrate with AVEVA EDGE® SCADA Solution

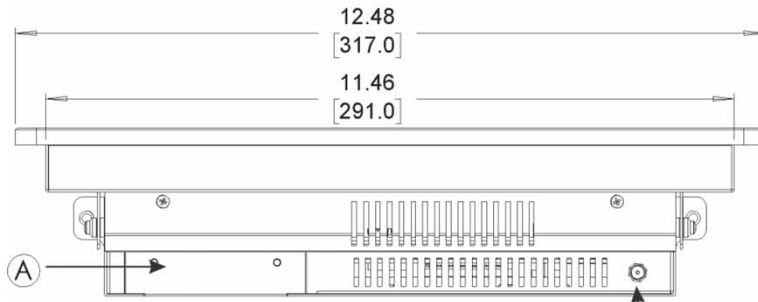
System	CPU	Intel® Pentium™ Apollo Lake™ N4200 Quad-Core™ 1.1GHz CPU		
	System Memory Options	1 x DDR3-L 204-pin SO-DIMM RAM (4, 8 GB)		
I/O Ports	USB	2 x USB 2.0 type A 4 x USB 3.0 type A		
	Serial	1 x RS-232/422/485 DE-9P, COM1 (default RS-232) 2 x RS-232 DE-9P, COM2/COM3		
	Audio	1 x 3.5 mm Line-out		
	LAN	2 x GbE RJ-45		
	Power	DC power input jack, thumbscrew secured.		
	Power Switch	1 x Momentary Pushbutton with Integrated LED		
	External Display Connector	1 x HDMI® 1.4a		
Storage	Solid State Drive Options*	1 x 2.5" SATA 2, MLC (32, 64, 128, 256, 512 GB SSD)		
	SD Card Slot	N/A		
Expansion	Expansion Slot	Optional Wi-Fi kit (Wi-Fi card and antenna)		
Touch Screen	Type	Projected Capacitive Touch		
	Interface	USB		
Display	Display Type	17" TFT SXGA LCD	19" TFT SXGA LCD	21.5" Widescreen TFT FHD LCD
	Max. Resolution	1280 x 1024	1280 x 1024	1920 x 1080
	Max. Color	16.2 M	16.2 M	16.2 M
	Luminance (cd/m²)	1000	1000	1000
	View Angle (H°/V°)	160/160	160/160	170/160
	Contrast Ratio	1000:1	1000:1	3000:1
	Backlight Lifetime (hours)	30,000+	30,000+	30,000+
Electrical	Input Voltage	12~24 VDC	12~24 VDC	12~24 VDC
	Input Current	1.54~3.08 A	1.65~3.29 A	2.17~4.33 A
	Input Power	37 W	39.5 W	52 W
Mechanical	Dimension (W x H x D)	15.23 x 13.09 x 2.82" [386.9 x 332.5 x 71.6 mm]	17.44 x 14.49 x 2.65" [443 x 368 x 67.3 mm]	20.63 x 13.00 x 2.82" [524 x 330.2 x 71.6 mm]
	Net Weight	10.58 lbs [4.8 kg]	15.65 lbs [7.1 kg]	15.87 lbs [7.2 kg]
	Panel Cutout Dimensions (W x H)	14.29 x 12.17" [363 x 309 mm]	16.69 x 13.82" [424 x 351 mm]	19.69 x 12.09" [500 x 307 mm]
	Mounting	Panel mounting, VESA 100 x 100		
	Construction	Black Steel Chassis, Aluminum Heatsink		
	Rating	IP65 compliant front panel, NEMA 4 when panel mounted		
Environmental	Operating Temperature	32~140°F [0~60°C]		
	Storage Temperature	-22~175°F [-30~80°C]		
	Storage Humidity	10 to 90% @ 40°C, non-condensing		
Operating System	Certifications	CE / FCC Class B / RoHS		
	Microsoft Windows Options	Microsoft Windows® 10 IoT Enterprise Embedded 2019 LTSC 64-bit (EPKEA) Microsoft Windows® 10 IoT Enterprise 2019 LTSC 64-bit (PKEA)		
	Linux® Options	Linux® Ubuntu Desktop 22.04		
Notes	* Additional SSD options available; contact Maple Systems for details Specifications subject to change without notice			

PC1210A

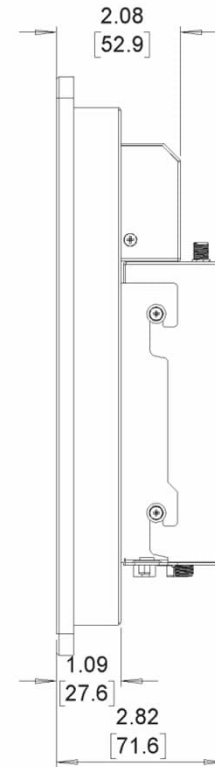
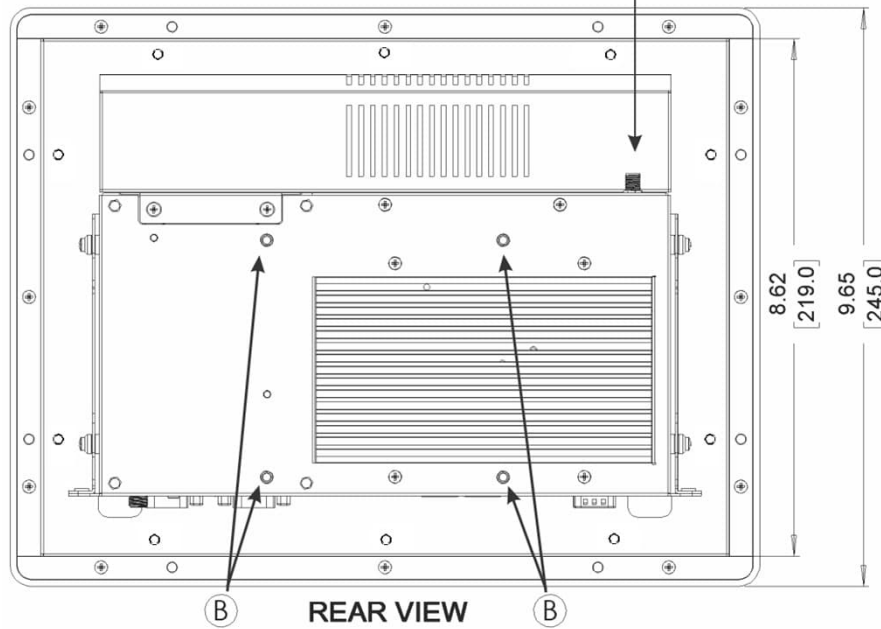


- | | | | |
|---|---------------------------------------|---|--|
| A | Solid State Drive Bay | H | USB 3.0 Host Ports |
| B | VESA 100 x 100 mounting | I | Gigabit Ethernet Ports |
| C | DC Input Power Connector | J | HDMI® Output |
| D | Illuminated Power Button | K | COM Port DE9P (RS232/RS422/RS485 Configurable) |
| E | 3.5mm Audio Ports (Mic-In / Line Out) | L | Thumb-Screw Mounting |
| F | USB 2.0 Host Ports | M | Wi-Fi Antenna Connector
(Nonfunctional unless Wi-Fi Option Purchased) |
| G | COM Ports DE9P (RS232) | | |

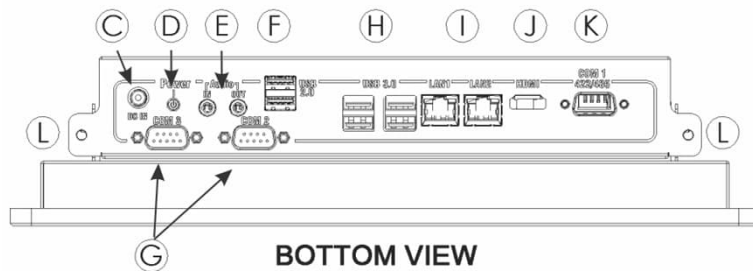
PC1212A



DIMENSIONS ARE IN INCHES [MM]



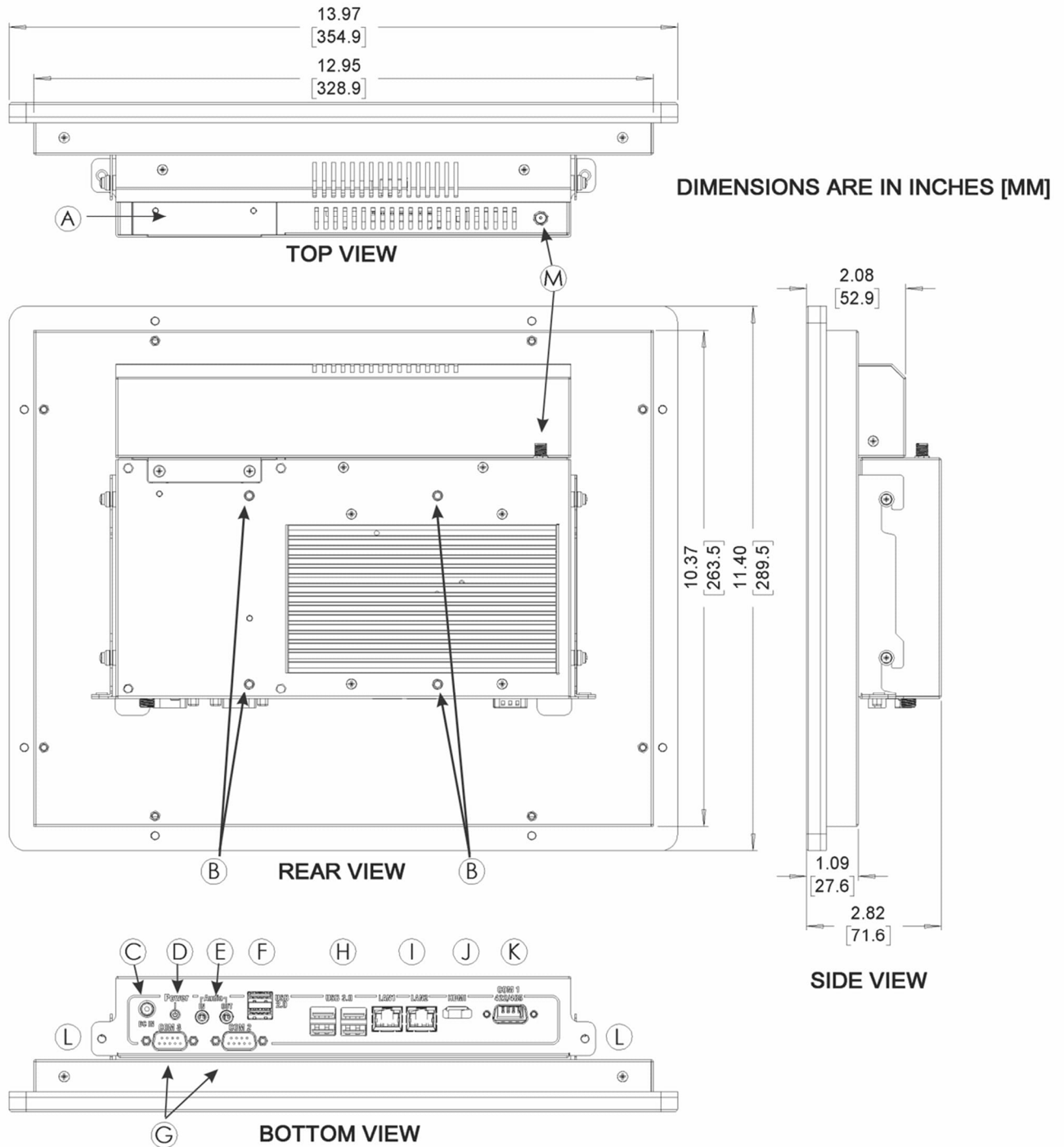
SIDE VIEW



BOTTOM VIEW

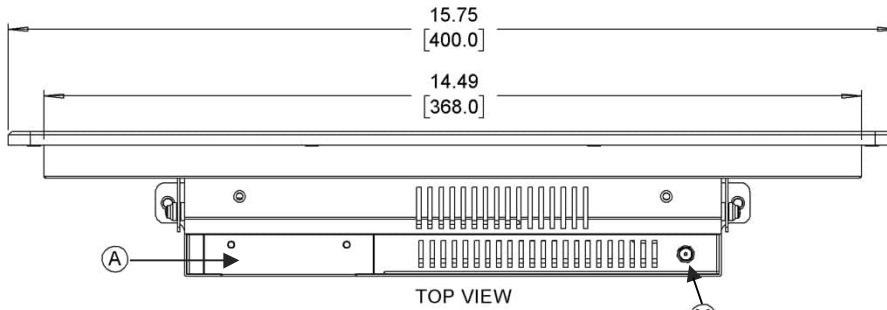
- | | | | |
|---|---------------------------------------|---|--|
| A | Solid State Drive Bay | H | USB 3.0 Host Ports |
| B | VESA 100 x 100 mounting | I | Gigabit Ethernet Ports |
| C | DC Input Power Connector | J | HDMI® Output |
| D | Illuminated Power Button | K | COM Port DE9P (RS232/RS422/RS485 Configurable) |
| E | 3.5mm Audio Ports (Mic-In / Line Out) | L | Thumb-Screw Mounting |
| F | USB 2.0 Host Ports | M | Wi-Fi Antenna Connector |
| G | COM Ports DE9P (RS232) | | (Nonfunctional unless Wi-Fi Option Purchased) |

PC1215A

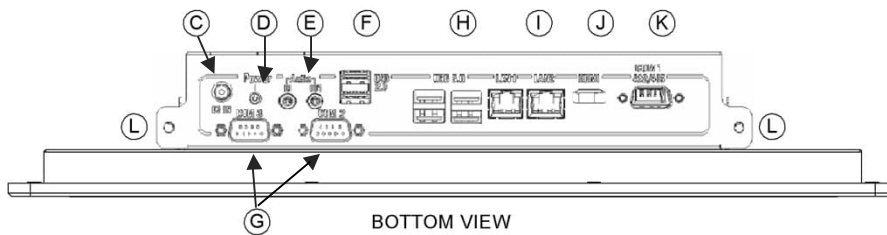
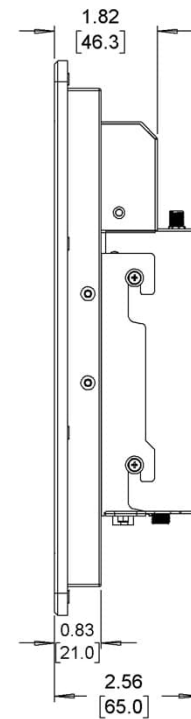
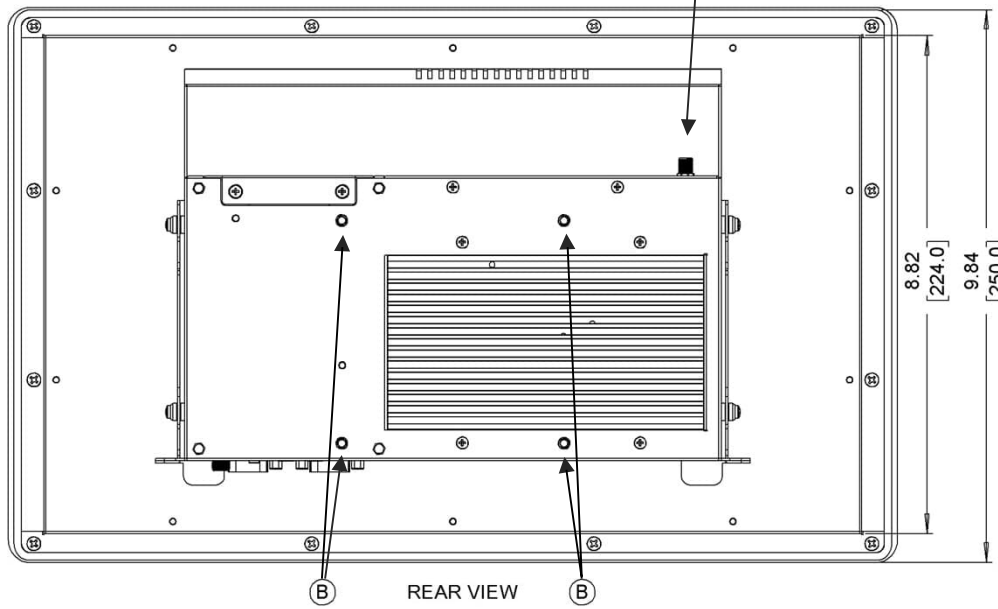


- | | | | |
|---|---------------------------------------|---|--|
| A | Solid State Drive Bay | H | USB 3.0 Host Ports |
| B | VESA 100 x 100 mounting | I | Gigabit Ethernet Ports |
| C | DC Input Power Connector | J | HDMI® Output |
| D | Illuminated Power Button | K | COM Port DE9P (RS232/RS422/RS485 Configurable) |
| E | 3.5mm Audio Ports (Mic-In / Line Out) | L | Thumb-Screw Mounting |
| F | USB 2.0 Host Ports | M | Wi-Fi Antenna Connector
(Nonfunctional unless Wi-Fi Option Purchased) |
| G | COM Ports DE9P (RS232) | | |

PC1216A

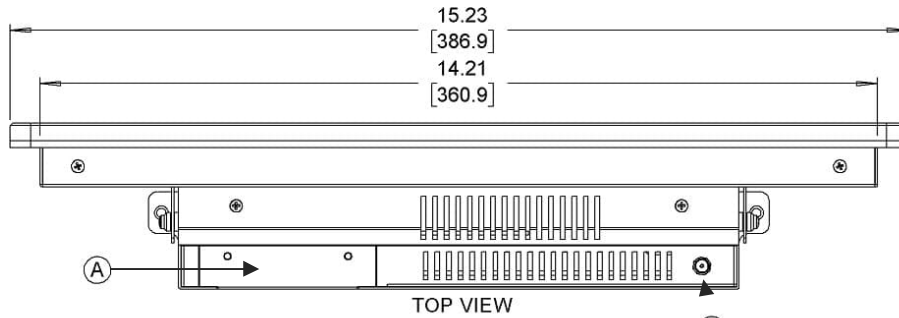


DIMENSIONS ARE IN INCHES [MM]

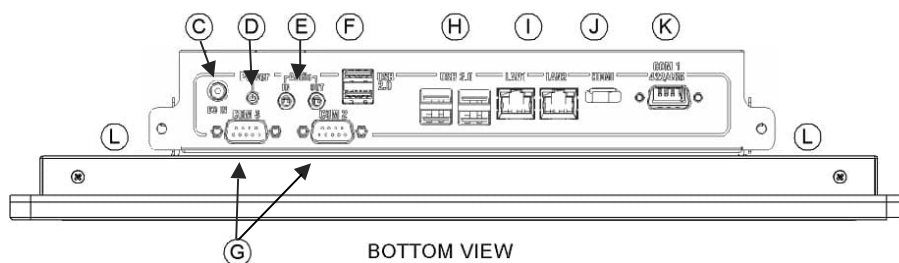
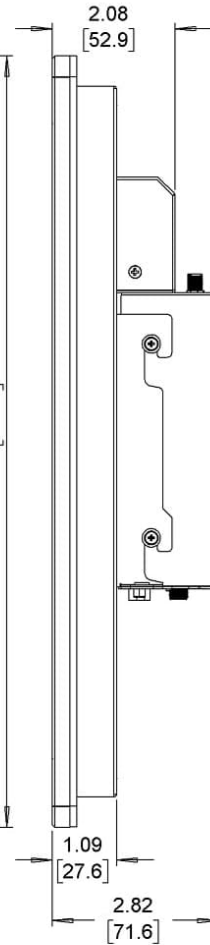
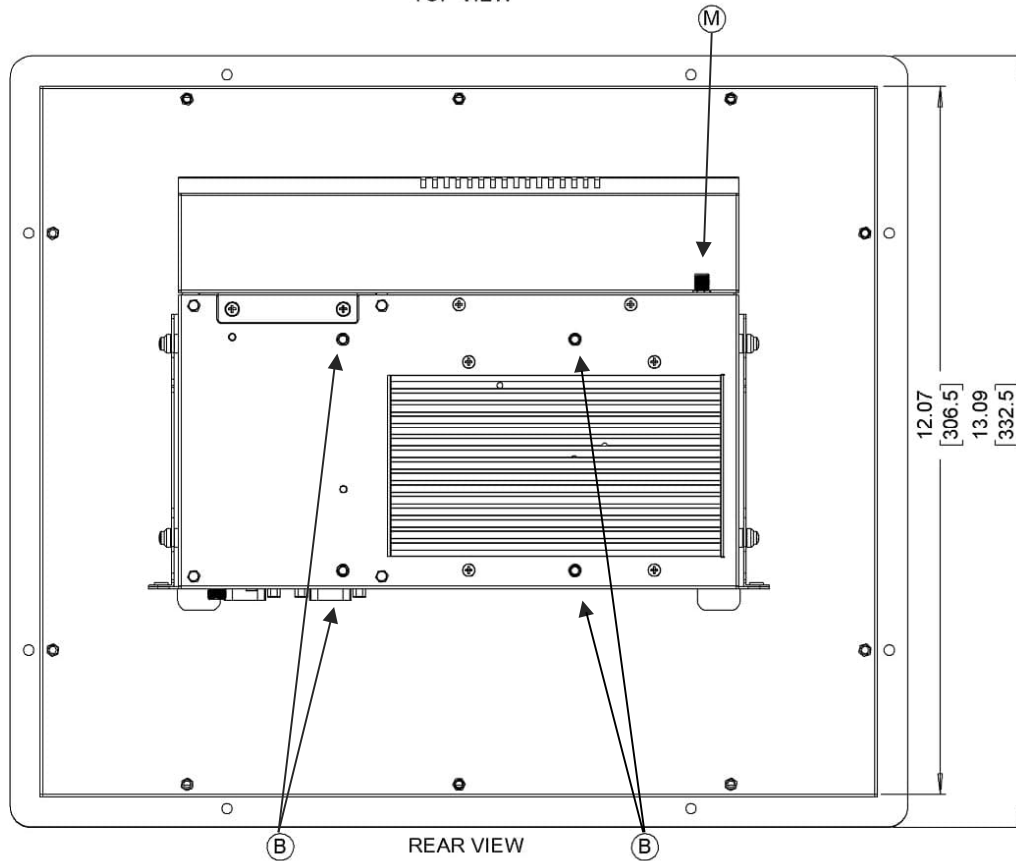


- | | | | |
|---|---------------------------------------|---|--|
| A | Solid State Drive Bay | H | USB 3.0 Host Ports |
| B | VESA 100 x 100 mounting | I | Gigabit Ethernet Ports |
| C | DC Input Power Connector | J | HDMI® Output |
| D | Illuminated Power Button | K | COM Port DE9P (RS232/RS422/RS485 Configurable) |
| E | 3.5mm Audio Ports (Mic-In / Line Out) | L | Thumb-Screw Mounting |
| F | USB 2.0 Host Ports | M | Wi-Fi Antenna Connector |
| G | COM Ports DE9P (RS232) | | (Nonfunctional unless Wi-Fi Option Purchased) |

PC1217A

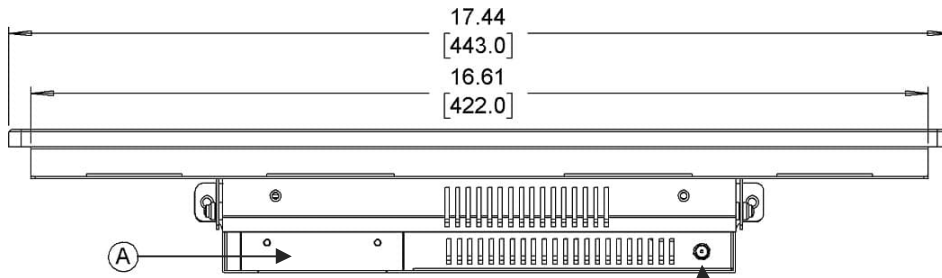


DIMENSIONS ARE IN INCHES [MM]



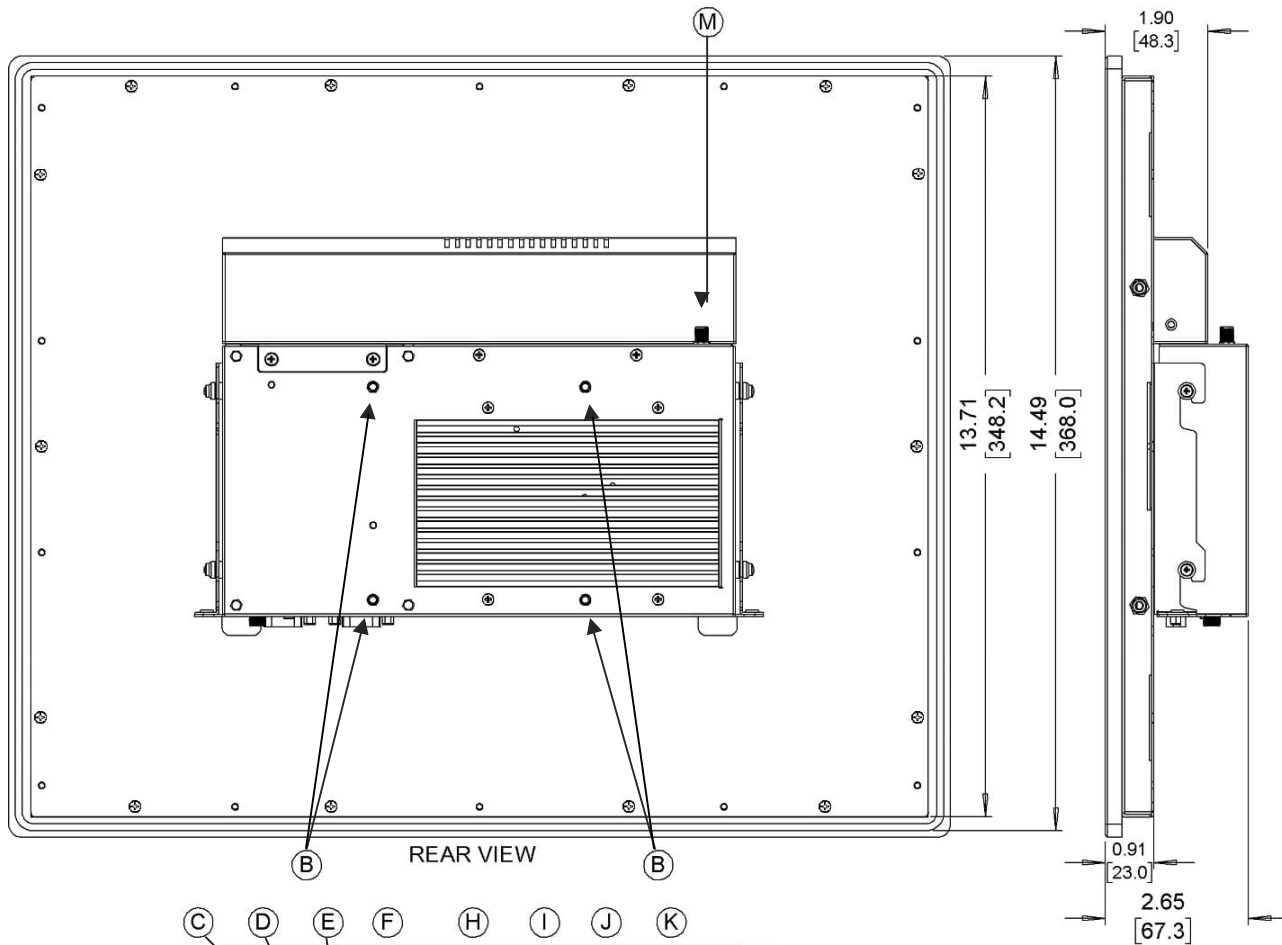
- | | | | |
|---|---------------------------------------|---|--|
| A | Solid State Drive Bay | H | USB 3.0 Host Ports |
| B | VESA 100 x 100 mounting | I | Gigabit Ethernet Ports |
| C | DC Input Power Connector | J | HDMI® Output |
| D | Illuminated Power Button | K | COM Port DE9P (RS232/RS422/RS485 Configurable) |
| E | 3.5mm Audio Ports (Mic-In / Line Out) | L | Thumb-Screw Mounting |
| F | USB 2.0 Host Ports | M | Wi-Fi Antenna Connector
(Nonfunctional unless Wi-Fi Option Purchased) |
| G | COM Ports DE9P (RS232) | | |

PC1219A



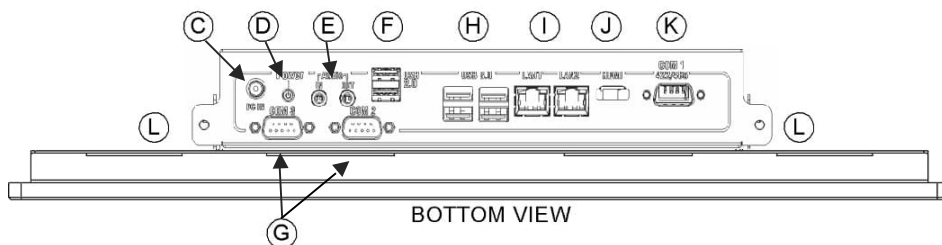
TOP VIEW

DIMENSIONS ARE IN INCHES [MM]



REAR VIEW

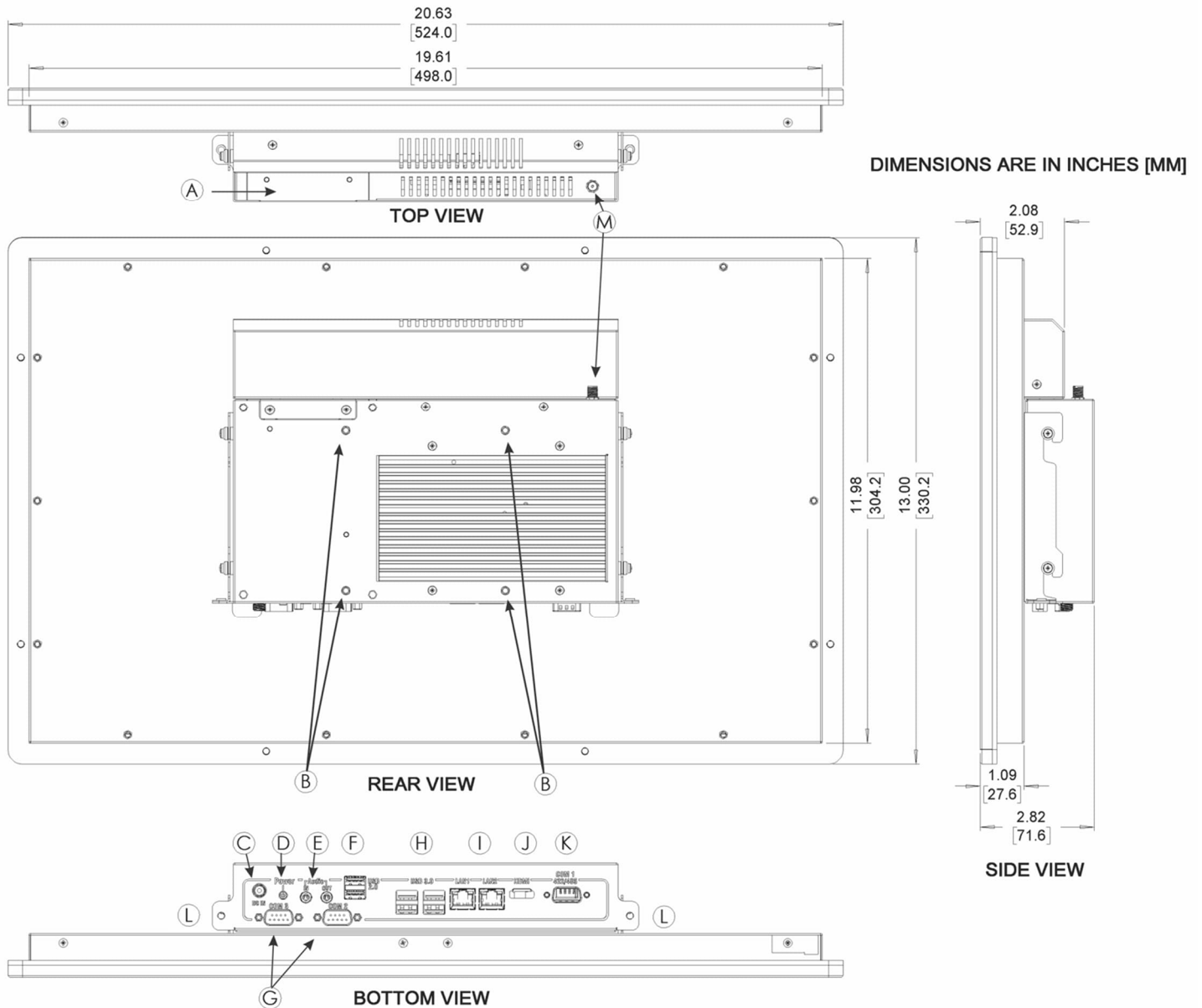
SIDE VIEW



BOTTOM VIEW

- | | | | |
|---|---------------------------------------|---|--|
| A | Solid State Drive Bay | H | USB 3.0 Host Ports |
| B | VESA 100 x 100 mounting | I | Gigabit Ethernet Ports |
| C | DC Input Power Connector | J | HDMI® Output |
| D | Illuminated Power Button | K | COM Port DE9P (RS232/RS422/RS485 Configurable) |
| E | 3.5mm Audio Ports (Mic-In / Line Out) | L | Thumb-Screw Mounting |
| F | USB 2.0 Host Ports | M | Wi-Fi Antenna Connector |
| G | COM Ports DE9P (RS232) | | (Nonfunctional unless Wi-Fi Option Purchased) |

PC1221A



- | | | | |
|---|---------------------------------------|---|--|
| A | Solid State Drive Bay | H | USB 3.0 Host Ports |
| B | VESA 100 x 100 mounting | I | Gigabit Ethernet Ports |
| C | DC Input Power Connector | J | HDMI® Output |
| D | Illuminated Power Button | K | COM Port DE9P (RS232/RS422/RS485 Configurable) |
| E | 3.5mm Audio Ports (Mic-In / Line Out) | L | Thumb-Screw Mounting |
| F | USB 2.0 Host Ports | M | Wi-Fi Antenna Connector
(Nonfunctional unless Wi-Fi Option Purchased) |
| G | COM Ports DE9P (RS232) | | |

Why Buy A Maple Industrial PC

In addition to our powerful and affordable hardware, we'll also continue to support your company long after a sale. Wide product selection, large in-stock inventory, outstanding product warranty, free technical support and software, and in-house repairs with quick turnaround times, Maple Systems has your business covered.



Customize To Meet Your Needs

Companies have chosen Maple Systems solutions over Allen-Bradley, Omron, Siemens, Panasonic, and so many others, in hundreds of applications, in every industry, and in every type of organization. Our Industrial PCs are designed to resolve your toughest automation challenges in manufacturing, processing, and fabrication environments, and because we offer thousands of different configurations, designing your IPC to meet your unique requirements is easy.

All our Industrial PCs are ideal for applications in industrial automation, healthcare, manufacturing, oil & gas, packaging, building automation, water, energy, agriculture, food & beverage, and more. Our offerings include [high brightness/sunlight readable displays](#), [extended temperature IPCs](#), [stainless steel enclosures](#), and [Class I, Div 2 certified IPCs](#). Learn more about the [industries we serve](#) and discover why more and more companies are choosing Maple Systems.

Supports Your 3rd Party Software

Since our Industrial PCs can be configured with either a Windows™ or [Linux™](#) Operating System, adding your own software is easy. Don't be tied to expensive industrial computers or HMIs just because of a name. Our IPCs support FactoryTalk®, Ignition SCADA®, Emerson Ovation®, Simatic SCADA®, Predator Touch HMI®, and hundreds of other HMI and SCADA software solutions.

We are a proud partner of Award-winning AVEVA™ Edge 2020. This powerful HMI/SCADA software package enables you to create custom industrial control applications for your unique industry, putting you in the driver's seat of creating your industrial process. With easy-to-use commands/tool bars and a Microsoft Windows® programming environment, AVEVA™ Edge 2020's feature-rich application puts you in the driver's seat of creating your industrial process. Learn more about [AVEVA Edge 2020](#).

Build your SCADA

We offer all the components you need to create your own unique level of supervisory data acquisition and control, from the simplest stand-alone machine to sophisticated multi-device networked production line(s), all the way to enterprise-level operations and IIoT functionalities leveraging cloud connectivity.


Our products can help you standardize communications between devices, gluing different systems together for one source to your SCADA. No need to redesign your entire application. Keep the components that are already working for you, just add Maple Systems components to grow your abilities to supervise, control, and acquire data.

[Application Story](#)

Pharmaceutical Equipment

Adding a Maple Systems [Stainless Steel Industrial Panel PC](#) with Wi Fi to an existing machine saved this OEM time and money

This OEM manufacturer uses a Maple Systems Industrial Panel PC for their production-series tablet pressing machines. The rotary tablet press boasts features essential for successful mid-sized tableting without the full-scale price. This application required a cost effective 12" panel touch screen industrial PC with enough computing power for their custom software and reporting system. They also required the front bezel be stainless steel with a IP69K rating to meet washdown sanitization requirements. See how we support the [Pharmaceutical and Medical Industry](#).



[Case Study](#)

Water / Wastewater Treatment

Our [High Brightness Industrial Panel PC](#) with Wi-Fi checked all the boxes for this System Integrator

During their large revamping of a utility control system, Aqua Sierra's customer North Tahoe Utilities needed a PC-based HMI to run a simple Wonderware SCADA project as an interface. The PC needed to allow 3rd party software logging and reporting tools for their utility management system. The control room facility is climate controlled with large windows and bright overhead lighting. The remote facility did not have Ethernet cabling out to the PC location, however there was a Wi-Fi router connection nearby. Read how we support the [Water & Wastewater industry](#).

[Application Story](#)

Dairy / Agriculture Equipment

The [Stainless Steel enclosure](#) makes this Industrial Panel PC the right choice for the food and beverage industry

This customer is a leading OEM manufacturer of custom stainless steel processing equipment and a preferred provider of quality products and services to the cheese, dairy, food, beverage and other sanitary industries. The customer's dairy processing equipment required an IPC that operators can interface with while wearing gloves. Another major requirement is that the PC be IP69K washdown rated to endure the regular cleaning and disinfecting required; and for compliance and record keeping, the customer needed real time data logging and storage using a 3rd party historian application running on the PC. Read more about the [Food & Beverage OEMs](#) we support everyday.

