

200Watts Single Output LED Driver



Features:



- Constant Current Design
- Universal AC input/ Full Range
- Built-in Active PFC function, PF 0.99 Typical
- High Efficiency (Up to 92%)
- Output Protections: OVP/SCP/OTP
- Lightning Protection
- Waterproof (IP67)
- 5 Year Warranty



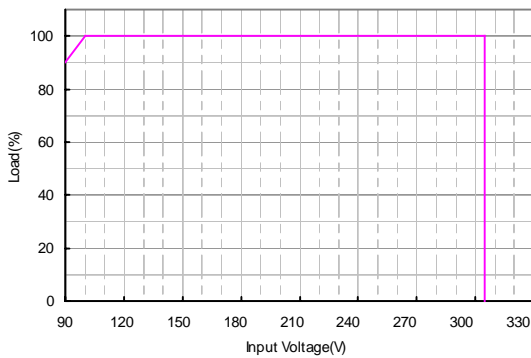
Model	PLC-200S070	PLC-200S105	PLC-200S140	PLC-200S175	PLC-200S210	PLC-200S245	PLC-200S280	PLC-200S315	PLC-200S350	PLC-200S420	PLC-200S490	PLC-200S560	PLC-200S630	PLC-200S833
Output Characteristics														
Rated Current	0.70A	1.05A	1.40A	1.75A	2.10A	2.45A	2.80A	3.15A	3.50A	4.20A	4.90A	5.60A	6.30A	8.33A
Voltage Range	171~285V	114~190V	85~142V	68~114V	57~95V	48~81V	42~71V	38~63V	34~57V	28~47V	24~40V	21~35V	19~32V	14~24V
Ripple and Noise (max) <small>Note 1</small>	±10% Vo													
Voltage Accuracy	±5% Vo													
Line Regulation	±1% Vo													
Load Regulation	±3% Vo													
Rise Time	20mS Max @ Rated Load													
Hold-up Time (Typ.)	8.5mS Min (110VAC input, full load), 10mS Min (220VAC input, full load)													
Input Characteristics														
Voltage Range	90VAC~305VAC													
Frequency Range	47Hz-63Hz													
Power Factor (Typical)	110VAC	>0.99	>0.99	>0.99	>0.99	>0.99	>0.99	>0.99	>0.99	>0.99	>0.99	>0.99	>0.99	>0.99
	220VAC	>0.95	>0.95	>0.95	>0.95	>0.95	>0.95	>0.95	>0.95	>0.95	>0.95	>0.95	>0.95	>0.95
Efficiency (Typical)	92%	92%	92%	92%	91%	91%	91%	91%	91%	91%	91%	91%	91%	90%
AC Current (max)	1.0A @ 100-277VAC Input Full Load													
Inrush Current (max)	75A @ 230VAC, 25°C													
Leakage Current	1.0mA max @ 277VAC													
Protection														
Over Temperature (OTP)	110°C (Temperature of internal components); shut down, auto recover after the temperature decreases													
Over Voltage (OVP) <small>Note 2</small>	1.2~1.4Vo													
Short Circuit (SCP)	Long-term mode, auto recovery													
Environmental Characteristics														
Operating Temperature	-35°C~70°C													
Operating Relative Humidity	10% RH to 100% RH													
Storage Temperature	-40°C~85°C, 5% to 100% RH non-condensing													
Vibration	10 to 300Hz sweep at constant acceleration of 1.0G(Breadth: 3.5mm) for 1 Hour for each of the perpendicular axes X, Y, Z													
Waterproof Rating	IP67													
Safety Standards	UL8750, Compliance to UL1012 UL935, IEC61347													
Withstand Voltage	L/N-GND: 4kV, L-N: 2kV													
Isolation Resistance	I/P-O/P: >100M Ohms / 500VDC / 25°C / 70% RH													
EMC Emission	Compliance to EN55022(CISPR22) Class B, EN61000-3-2 Class A, EN61000-3-3													
EMC Immunity	Compliance to EN61000-3-2, 3 EN61000-4-2, 3, 4, 5, 6, 8, 11, EN61547													
Characteristics														
Life Time	More than 50,000Hrs (25°C, 80% Load)													
MTBF (MIL-HDBK-217F)	More than 320,000Hrs (25°C, 80% Load)													
Dimension (LxWxH)	266.4x79.5x46mm													
Note	1. Ripple & Noise: Measured by 20 MHz bandwidth oscilloscope and the output paralleled with a 0.1 uF ceramic capacitor and a 10 uF electrolytic capacitor. 2. Latch Mode: The power supply shall return to normal operation only after the power is turned on again													

MECHANICAL SPECIFICATIONS

UNIT: mm



Derating Curve



Ambient Temperature vs. Load

