



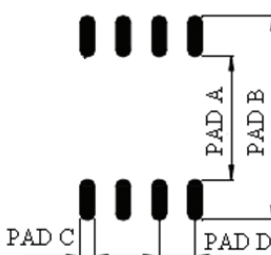
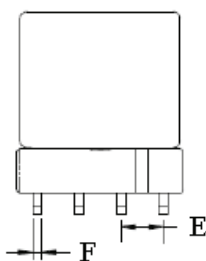
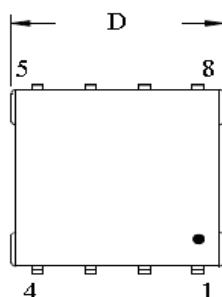
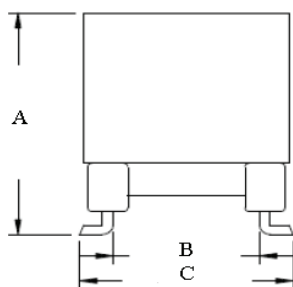
- Operating temperature range: -40°C to +85°C
- Reflow Condition:  
Maximum reflow temperature is 250°C/-5°C  
time is 20-40 sec. (Refer to IPC/JEDECJ-STD-020 standard)
- Meets the specifications for supplementary insulation per UL60950-1, CSA60950-1, EN60950-1, IEC60950-1 with working voltage of 250V.

Electrical Specifications @25°C							
Turns Ratio (1-4) / (8-5), (tie 2+3,6+7)	Inductance Ls @100KHz,0.1V (1-4), (2+3 short)	Leakage Inductance Ls @100KHz,0.1V (1-4), (2+3,5+6+7+8)	Longitudinal Balance 1-4:8-5(tie 2+3,6+7)			DCR (1 - 4) (tie 2+3)	DCR (8 - 5) (tie 6+7)
			12MHz	17MHz	30MHz		
1.4:1 (±1%)	430uH (±10%)	1.0uH Max	47dB Min	44dB Min	30dB Min	1.0Ω Max	1.0Ω Max

Electrical Specifications @25°C				
Surge Test 10/700 between primary windings	Surge Test 2/10 between primary and secondary windings	Interwinding Capacitance Cs @100 KHz, 0.1V (1-8), (tie 2+3, 6+7)	THD @30KHz, 3 Vrms/100:51Ω 1-4:8-5 (tie 2+3,6+7)	HI-POT (1-8), (tie 2+3, 6+7)
1.5KV	2.5KV	50pF Max.	-60dB Max	1874VAC/1sec/0.5mA

All specifications subject to change without notice.

**MECHANICAL**



Unit	mm	inch
A	10.2 max.	0.401 max.
B	5.5 REF	0.216 REF
C	8.0 max.	0.314 max.
D	7.9 max.	0.311 max.
E	1.9	0.074
F	SQ 0.4	SQ 0.015
PAD A	4.5	0.177
PAD B	8.6	0.338
PAD C	0.9	0.05
PAD D	1.9	0.074

Unless otherwise specified, all tolerances are  
 $\pm \frac{0.25 \text{ mm}}{0.01 \text{ inch}}$

**SCHEMATICS**

