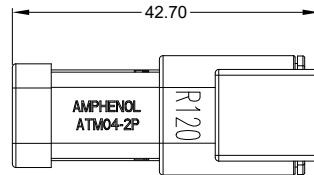
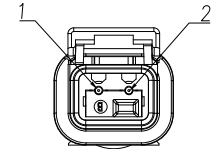
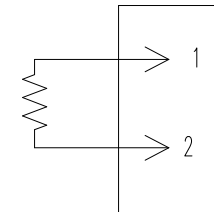


REVISIONS					
REV	ECO	DESCRIPTION	DATE	BY	APPR
A1	-	RELEASE NEW DWG FORMAT	18APR19	BROOK	TOMMY
A2	-	REVISED NOTE #5	28JUN22	JHEAD	DH



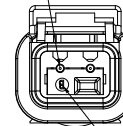
WIRING DIAGRAM

120 OHMS  
1/4 WATT  
5%



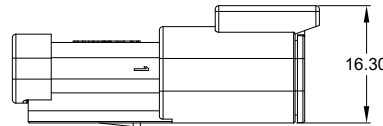
FACE VIEW

CONTACT  
AT60-202-2031  
2X



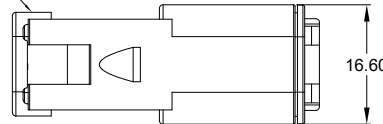
LOCKING WEDGE  
AWM-2PB

SOLID REAR SEAL



NOTES: UNLESS OTHERWISE SPECIFIED

- MATERIAL:  
HOUSING: THERMOPLASTIC; BLACK  
SEAL: SILICONE RUBBER  
BLACK END CAP AND CONNECTOR BODY
- MODIFICATIONS: RESISTOR
- CONNECTOR SPECIFICATIONS:  
3.1 CURRENT RATING: 7.5 AMPS  
3.2 OPERATING TEMPERATURE: -55°C TO +125°C  
3.3 DIELECTRIC WITHSTANDING VOLTAGE: LESS THAN 2 MILLIAMPS CURRENT LEAKAGE @ 1500 VOLTS AC.  
3.4 INSULATION RESISTANCE: 1000 MEGOHMS MIN @ 25°C.  
3.5 MOISTURE RESISTANCE: IP67 ( MATED CONDITION )  
3.6 MATING CYCLE DURABILITY: 100 CYCLES  
3.7 RoHS COMPLIANT
- RESISTOR SPECIFICATIONS: 120 OHMS.
- MATING PART: ATM06-2S\* PLUG WITH AWM-2SB WEDGE INSTALLED.  
(\* = MODIFICATIONS AND COLORS )
- ALL DIMENSIONS ARE FOR REFERENCE USE ONLY.



ATM04-2P-RB120BK		REF: DM042PFP0	
PART NUMBER		DESCRIPTION	
ITEM		ITEM	
QUANTITY			
MATERIALS LIST			
UNLESS OTHERWISE SPECIFIED: 1) All dimensions are in metric (mm). 2) Tolerances are as follows: 1 PL DEC ±0.30 2 PL DEC ±0.15 3 PL DEC ±0.08 Fractions ±1/64 Angles ±1° 3) Note reference =		SIGNATURES      DATE DRAWN: BROOK DNG      18APR19 CHECKED: ORION LI      18APR19 ENGINEER: APPROVAL: TOMMY      18APR19	
MATERIAL SPECIFICATIONS:		CUSTOMER:	
PROCESS SPECIFICATIONS:		THIS DRAWING IS SUPPLIED FOR INFORMATION ONLY. DESIGN FEATURES, SPECIFICATIONS AND PERFORMANCE DATA SHOWN HEREON ARE THE PROPERTY OF THE AMPHENOL CORPORATION. NO RIGHTS OF REPRODUCTION ARE IMPLIED. ALL DIMENSIONS ARE SUBJECT TO NORMAL MANUFACTURING VARIATIONS.	
NEXT ASSY:		SCALE: NONE	
SIZE: B		TYPE: C-	
DWG NO: ATM04-2P-RB120BK		REVISION: A2	
SINE SYSTEMS - www.amphenol-sine.com 44724 Morley Drive Clinton Township, MI 48036			
RECEPTACLE, B KEY, 2 CONTACTS, RESISTOR, ATM BLK			
SHEET 1		OF 1	

TITLE: RECEPTACLE, B KEY, 2 CONTACTS, RESISTOR, ATM BLK  
DWG NO: ATM04-2P-RB120BK  
REV: A2  
SH: 1  
OF: 1